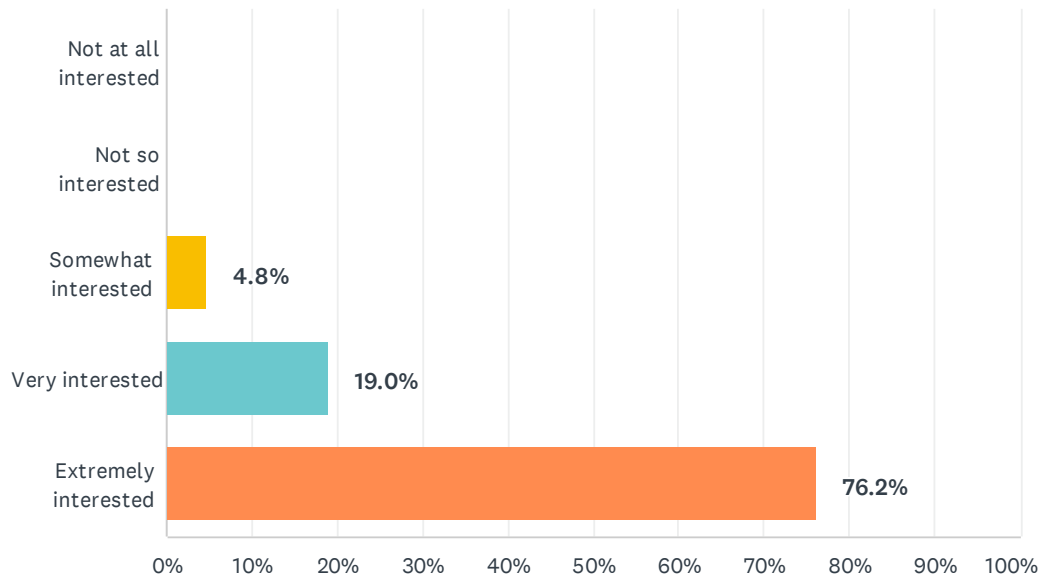


## Q1 How interested are you in pursuing a STEM career?

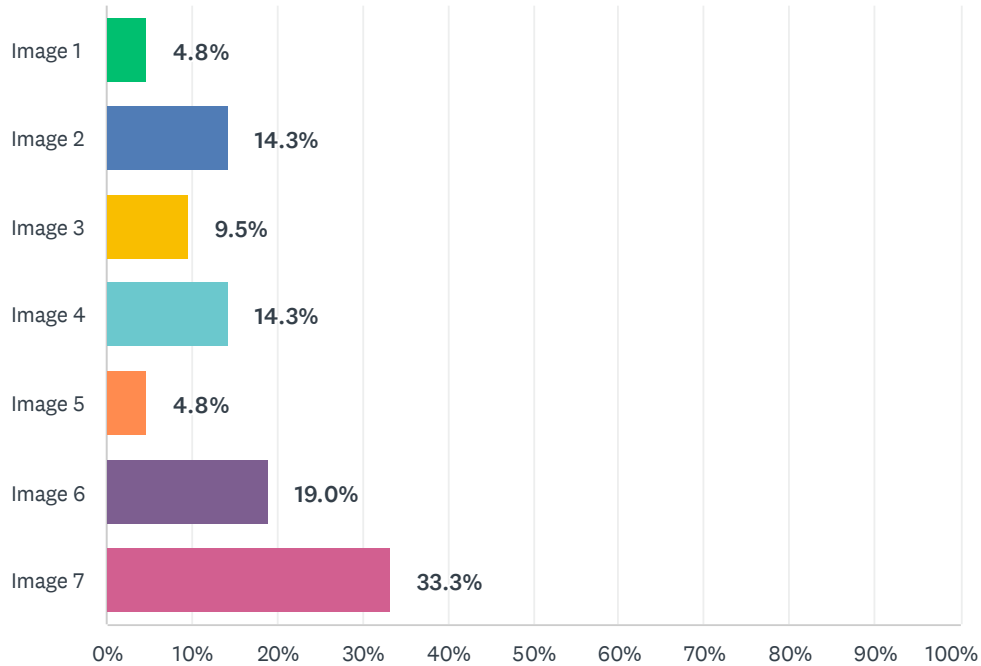
Answered: 21 Skipped: 0



ANSWER CHOICES	RESPONSES	
Not at all interested	0.0%	0
Not so interested	0.0%	0
Somewhat interested	4.8%	1
Very interested	19.0%	4
Extremely interested	76.2%	16
<b>TOTAL</b>		<b>21</b>

Q2 STEM professionals are individuals whose professional activities relate to the STEM fields (Science, Technology, Engineering, or Mathematics). Select the picture that best describes the current overlap of the image you have of yourself and your image of what a STEM professional is.

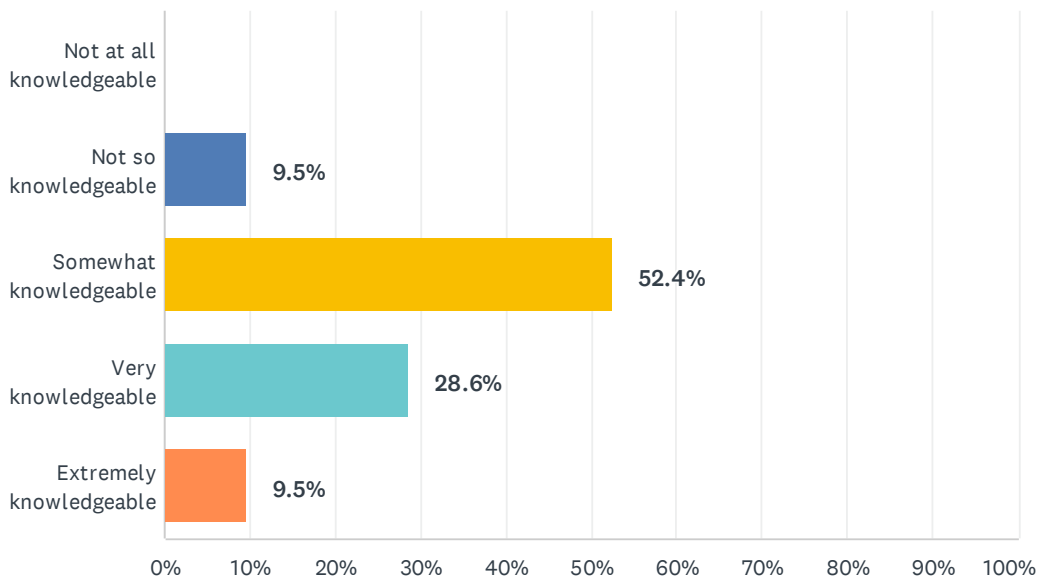
Answered: 21 Skipped: 0



ANSWER CHOICES	RESPONSES
Image 1	4.8% 1
Image 2	14.3% 3
Image 3	9.5% 2
Image 4	14.3% 3
Image 5	4.8% 1
Image 6	19.0% 4
Image 7	33.3% 7
<b>TOTAL</b>	<b>21</b>

### Q3 How knowledgeable are you regarding the courses that you need to take in order to reach your academic goals?

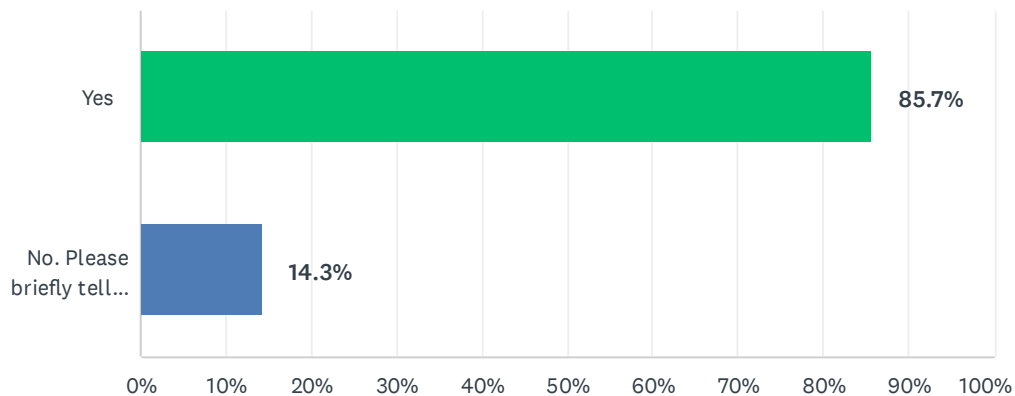
Answered: 21 Skipped: 0



ANSWER CHOICES	RESPONSES	
Not at all knowledgeable	0.0%	0
Not so knowledgeable	9.5%	2
Somewhat knowledgeable	52.4%	11
Very knowledgeable	28.6%	6
Extremely knowledgeable	9.5%	2
<b>TOTAL</b>		<b>21</b>

## Q4 Are you enrolled in all of the classes that you plan to take this fall semester?

Answered: 21 Skipped: 0

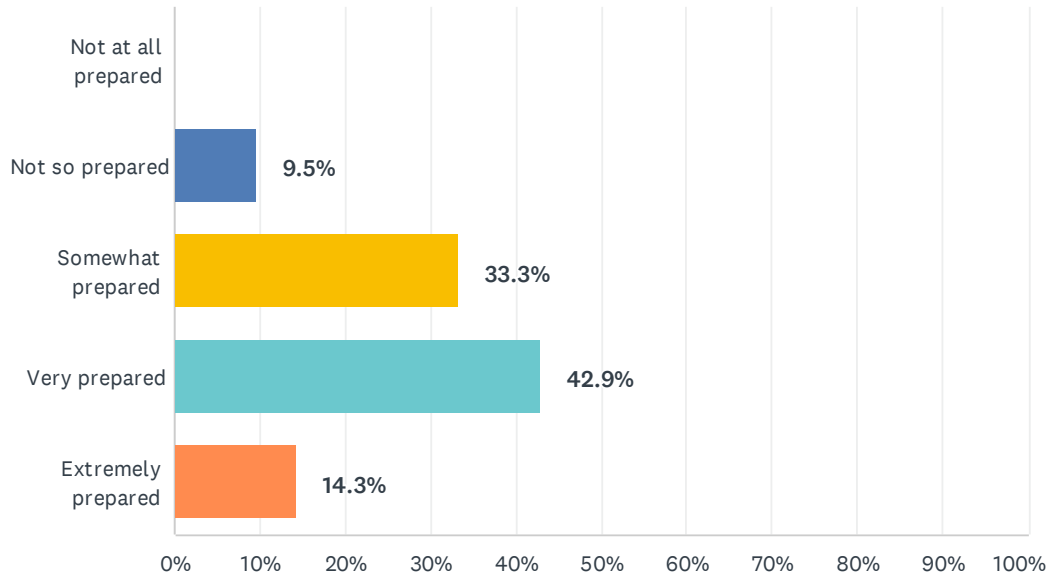


ANSWER CHOICES	RESPONSES	
Yes	85.7%	18
No. Please briefly tell us why not:	14.3%	3
<b>TOTAL</b>		<b>21</b>

#	NO. PLEASE BRIEFLY TELL US WHY NOT:	DATE
1	Crashing them	8/14/2023 12:48 PM
2	I need one more class	8/14/2023 9:43 AM
3	I'm on the waitlist	8/14/2023 9:42 AM

## Q5 How prepared do you feel for your classes this fall?

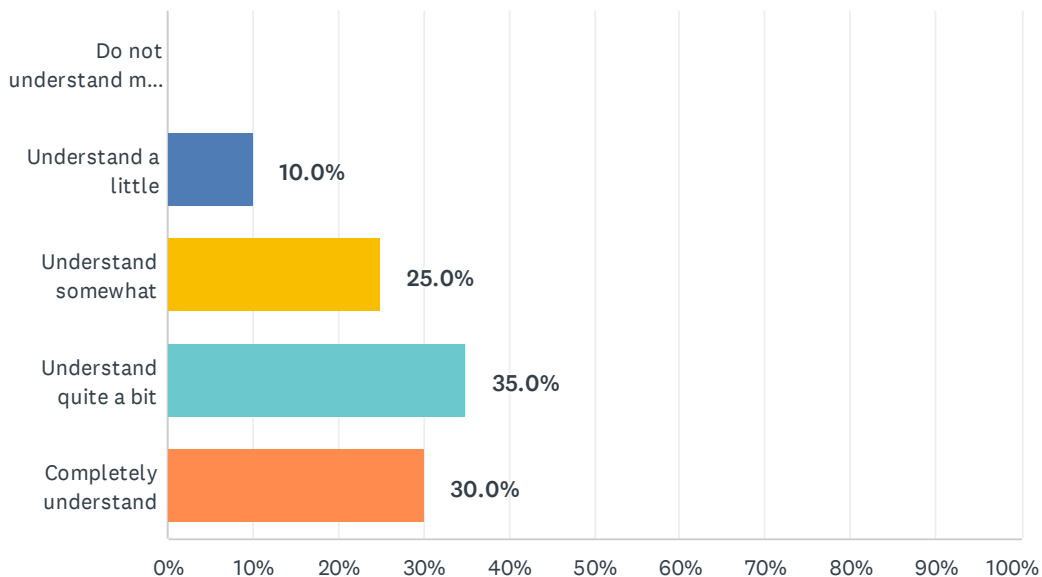
Answered: 21 Skipped: 0



ANSWER CHOICES	RESPONSES	
Not at all prepared	0.0%	0
Not so prepared	9.5%	2
Somewhat prepared	33.3%	7
Very prepared	42.9%	9
Extremely prepared	14.3%	3
<b>TOTAL</b>		<b>21</b>

## Q6 How well do people at San Diego Mesa College understand you as a person?

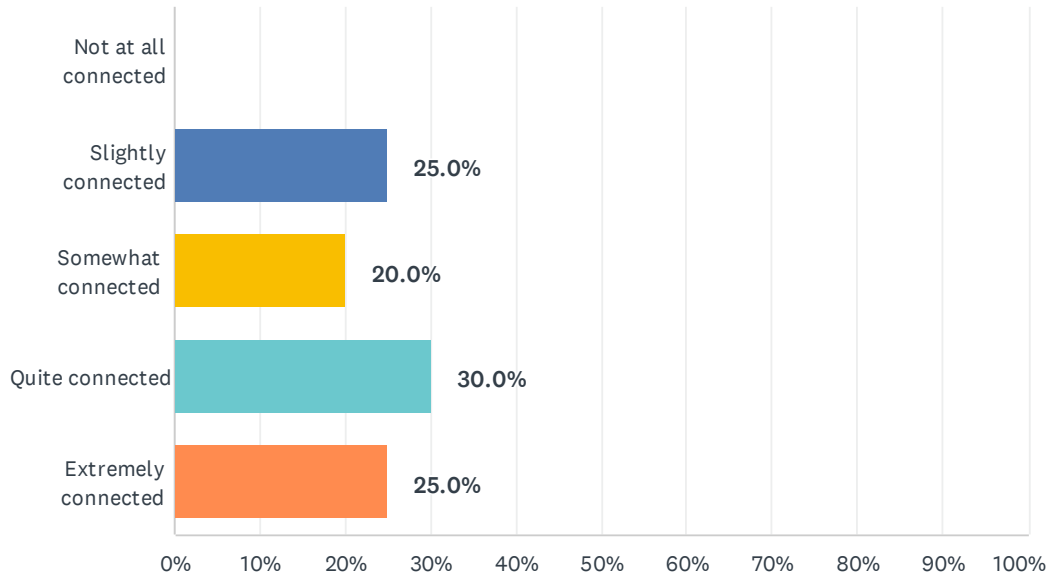
Answered: 20 Skipped: 1



ANSWER CHOICES	RESPONSES	
Do not understand me at all	0.0%	0
Understand a little	10.0%	2
Understand somewhat	25.0%	5
Understand quite a bit	35.0%	7
Completely understand	30.0%	6
<b>TOTAL</b>		<b>20</b>

## Q7 How connected do you feel to the staff at San Diego Mesa College?

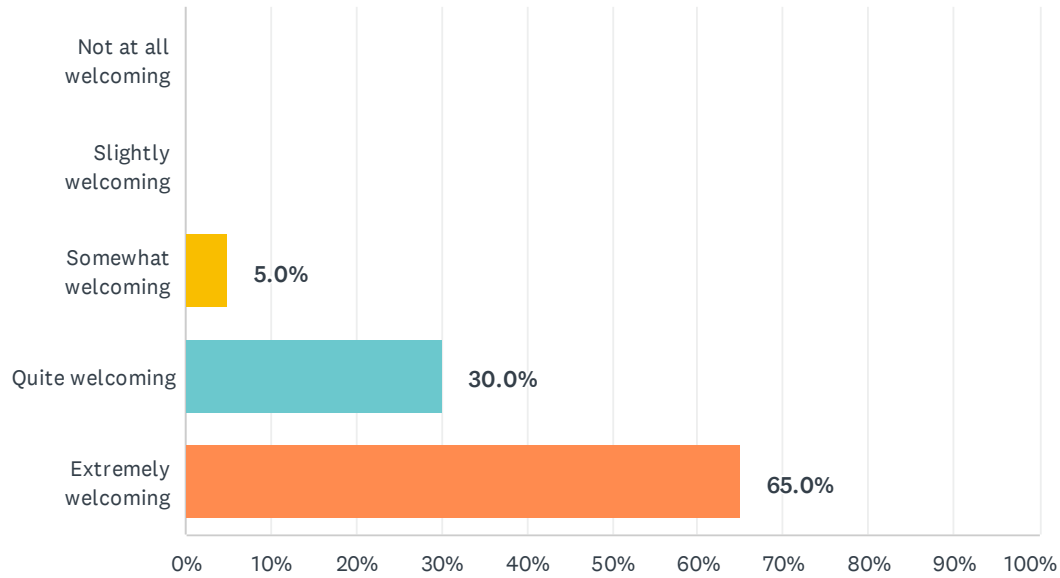
Answered: 20 Skipped: 1



ANSWER CHOICES	RESPONSES	
Not at all connected	0.0%	0
Slightly connected	25.0%	5
Somewhat connected	20.0%	4
Quite connected	30.0%	6
Extremely connected	25.0%	5
<b>TOTAL</b>		<b>20</b>

## Q8 How welcoming have you found San Diego Mesa College to be?

Answered: 20 Skipped: 1

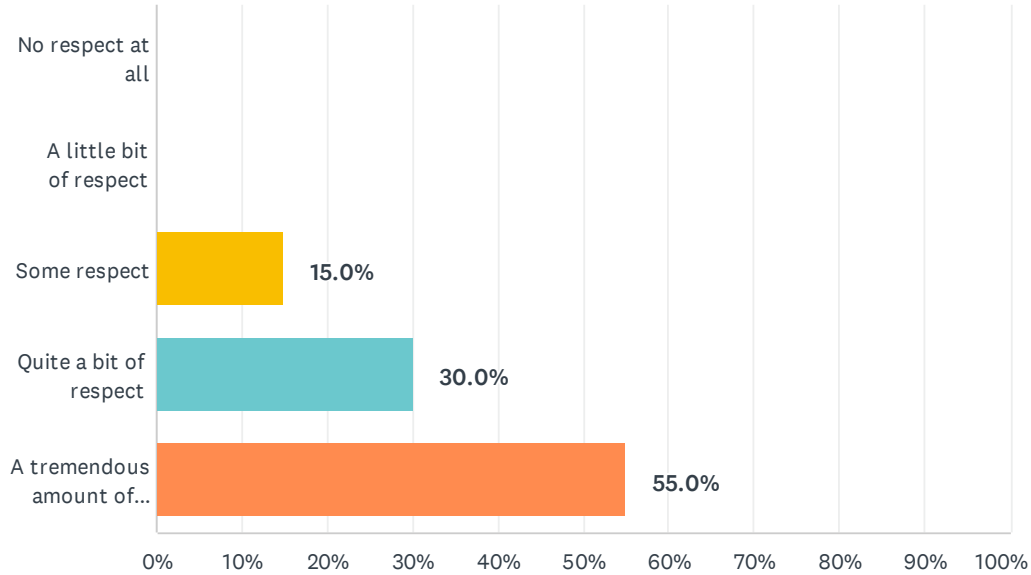


ANSWER CHOICES	RESPONSES	
Not at all welcoming	0.0%	0
Slightly welcoming	0.0%	0
Somewhat welcoming	5.0%	1
Quite welcoming	30.0%	6
Extremely welcoming	65.0%	13
<b>TOTAL</b>		<b>20</b>



## Q9 How much respect do other students at San Diego Mesa College show toward you?

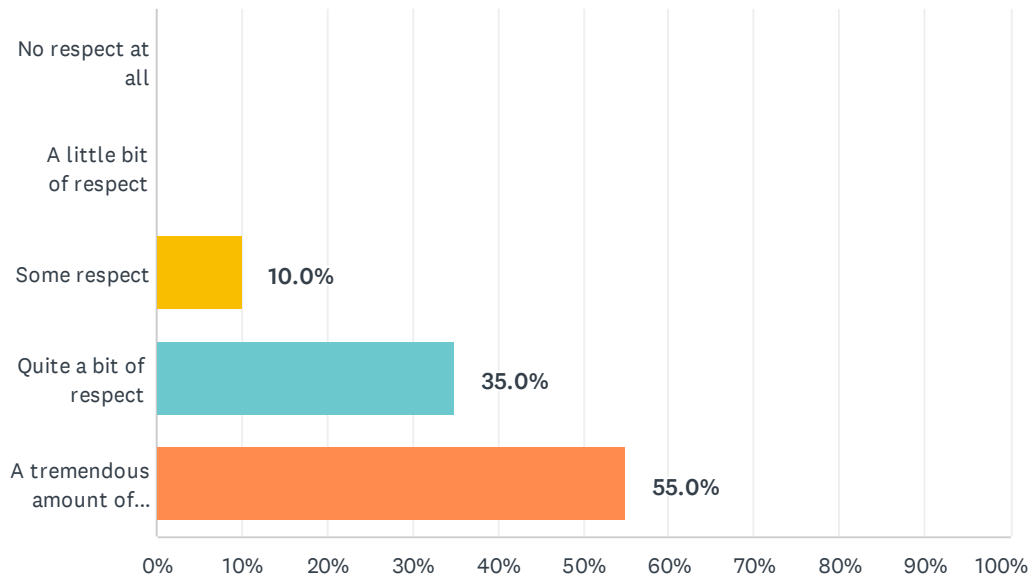
Answered: 20 Skipped: 1



ANSWER CHOICES	RESPONSES	
No respect at all	0.0%	0
A little bit of respect	0.0%	0
Some respect	15.0%	3
Quite a bit of respect	30.0%	6
A tremendous amount of respect	55.0%	11
<b>TOTAL</b>		<b>20</b>

## Q10 How much respect do members of staff at San Diego Mesa College show toward you?

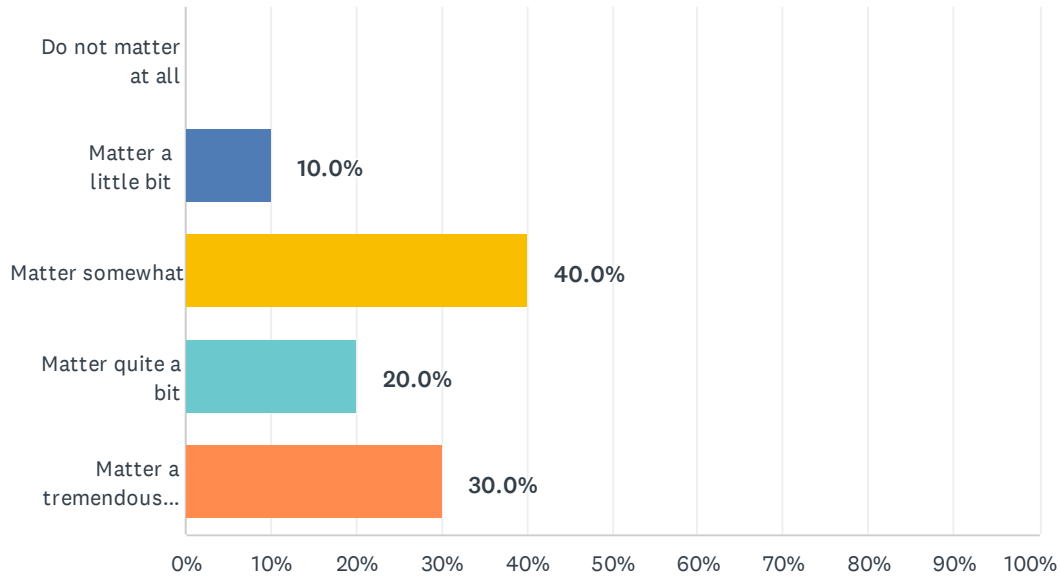
Answered: 20 Skipped: 1



ANSWER CHOICES	RESPONSES	
No respect at all	0.0%	0
A little bit of respect	0.0%	0
Some respect	10.0%	2
Quite a bit of respect	35.0%	7
A tremendous amount of respect	55.0%	11
<b>TOTAL</b>		<b>20</b>

## Q11 How much do you matter to others at San Diego Mesa College?

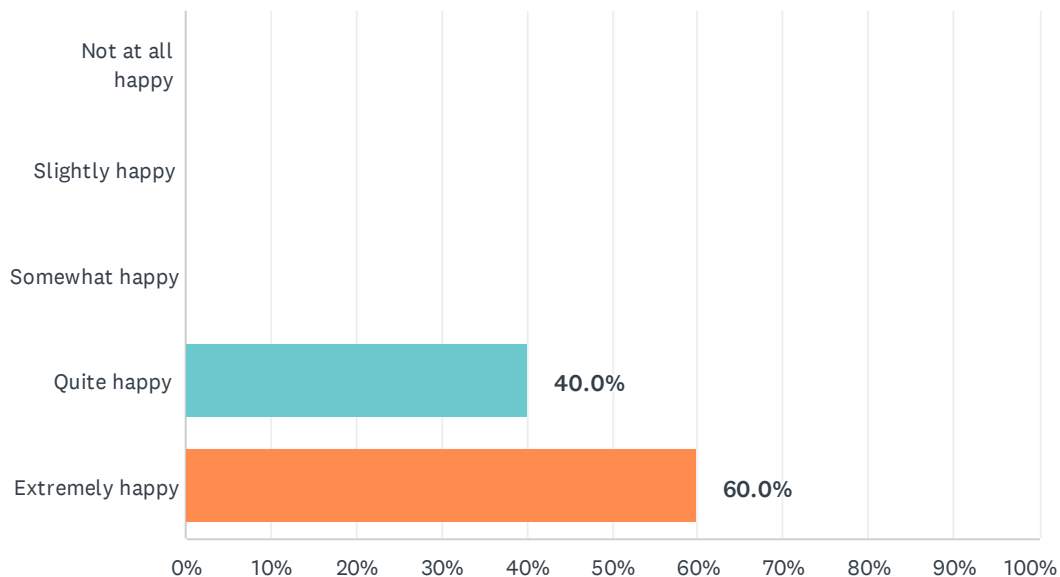
Answered: 20 Skipped: 1



ANSWER CHOICES	RESPONSES	
Do not matter at all	0.0%	0
Matter a little bit	10.0%	2
Matter somewhat	40.0%	8
Matter quite a bit	20.0%	4
Matter a tremendous amount	30.0%	6
<b>TOTAL</b>		<b>20</b>

## Q12 How happy are you with your choice of attending San Diego Mesa College?

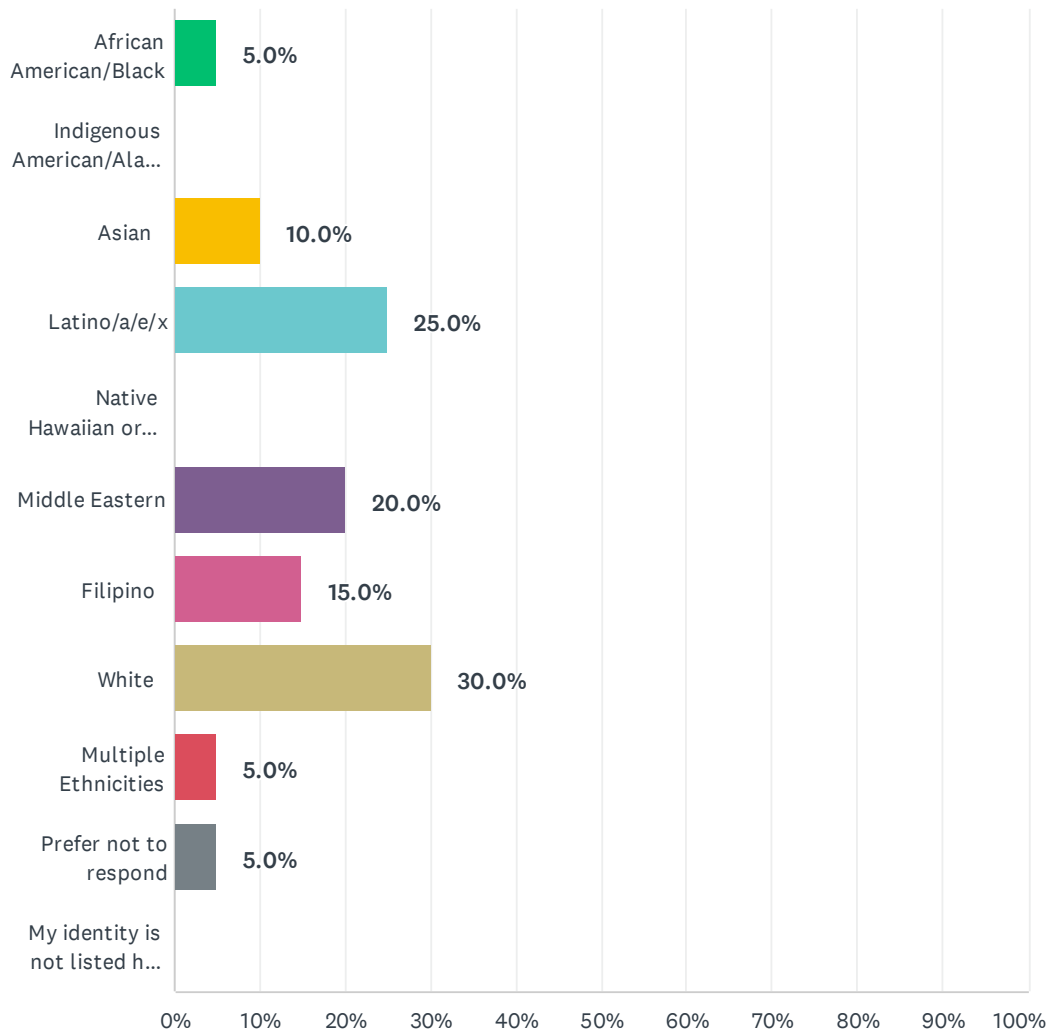
Answered: 20 Skipped: 1



ANSWER CHOICES	RESPONSES	
Not at all happy	0.0%	0
Slightly happy	0.0%	0
Somewhat happy	0.0%	0
Quite happy	40.0%	8
Extremely happy	60.0%	12
<b>TOTAL</b>		<b>20</b>

### Q13 What is your ethnicity/race? Check all that apply.

Answered: 20 Skipped: 1



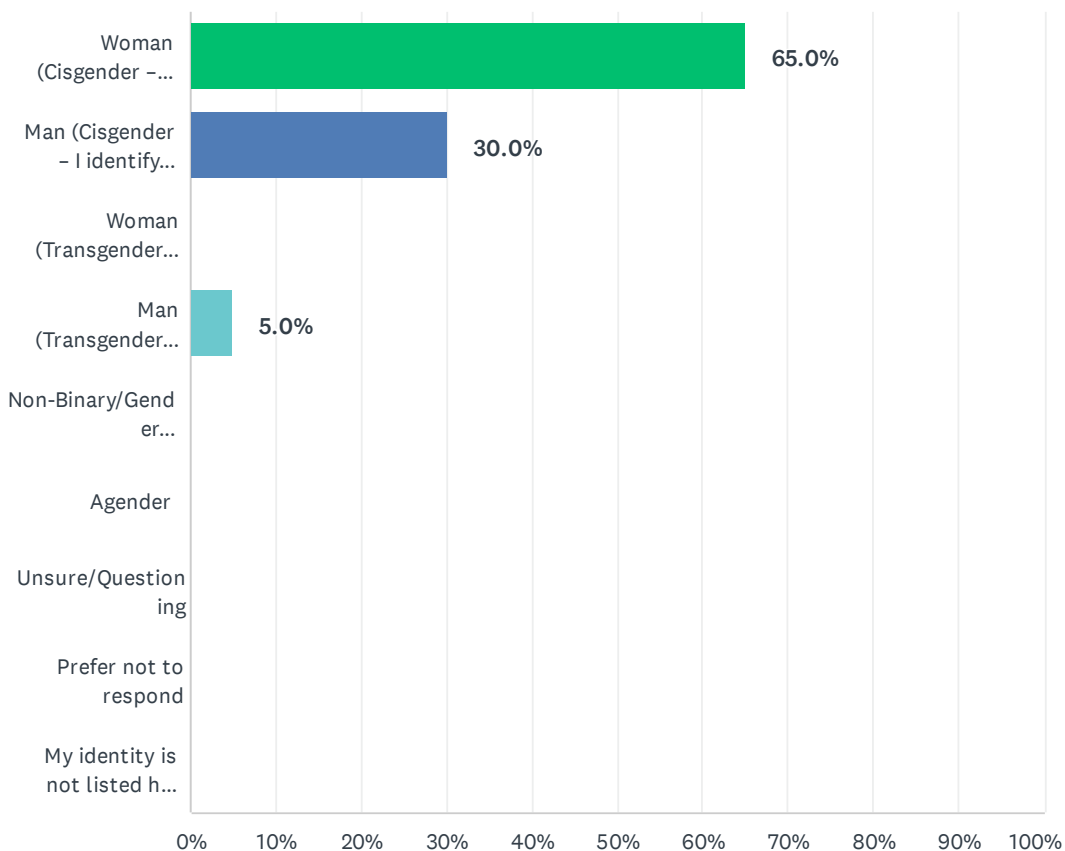
2023 Pre-Path to STEM Success Survey

ANSWER CHOICES	RESPONSES	
African American/Black	5.0%	1
Indigenous American/Alaska Native	0.0%	0
Asian	10.0%	2
Latino/a/e/x	25.0%	5
Native Hawaiian or Pacific Islander	0.0%	0
Middle Eastern	20.0%	4
Filipino	15.0%	3
White	30.0%	6
Multiple Ethnicities	5.0%	1
Prefer not to respond	5.0%	1
My identity is not listed here – specify below	0.0%	0
Total Respondents: 20		

#	MY IDENTITY IS NOT LISTED HERE – SPECIFY BELOW	DATE
	There are no responses.	

## Q14 What is your gender?

Answered: 20 Skipped: 1

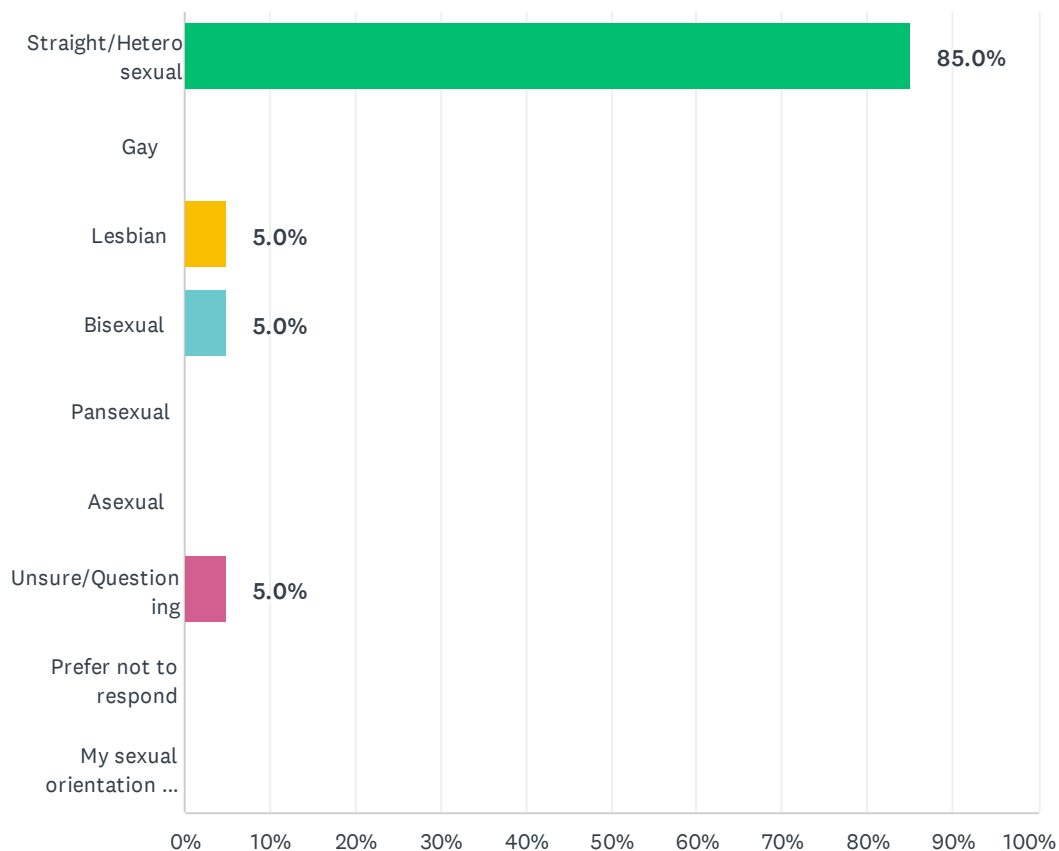


ANSWER CHOICES	RESPONSES	
Woman (Cisgender – I identify with the sex I was assigned at birth)	65.0%	13
Man (Cisgender – I identify with the sex I was assigned at birth)	30.0%	6
Woman (Transgender – I do not identify with the sex I was assigned at birth)	0.0%	0
Man (Transgender – I do not identify with the sex I was assigned at birth)	5.0%	1
Non-Binary/Gender Non-conforming/Gender Fluid	0.0%	0
Agender	0.0%	0
Unsure/Questioning	0.0%	0
Prefer not to respond	0.0%	0
My identity is not listed here – specify below	0.0%	0
<b>TOTAL</b>		<b>20</b>

#	MY IDENTITY IS NOT LISTED HERE – SPECIFY BELOW	DATE
	There are no responses.	

## Q15 What is your sexual orientation?

Answered: 20 Skipped: 1



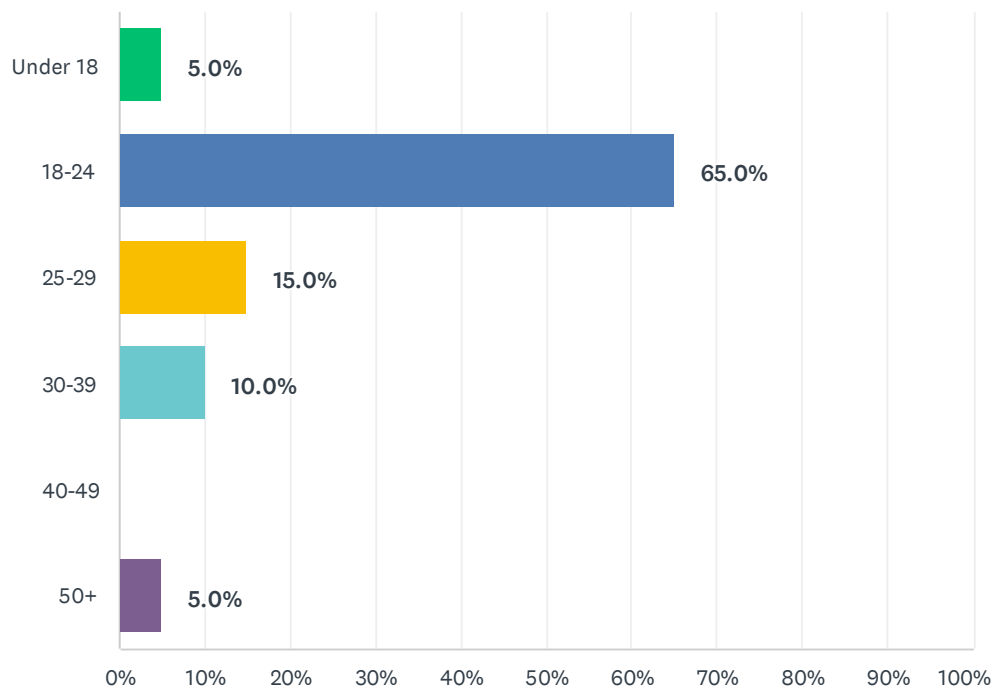
ANSWER CHOICES	RESPONSES	
Straight/Heterosexual	85.0%	17
Gay	0.0%	0
Lesbian	5.0%	1
Bisexual	5.0%	1
Pansexual	0.0%	0
Asexual	0.0%	0
Unsure/Questioning	5.0%	1
Prefer not to respond	0.0%	0
My sexual orientation is not listed here – specify below	0.0%	0
<b>TOTAL</b>		<b>20</b>

#	MY SEXUAL ORIENTATION IS NOT LISTED HERE – SPECIFY BELOW	DATE
	There are no responses.	



## Q16 What is your age group?

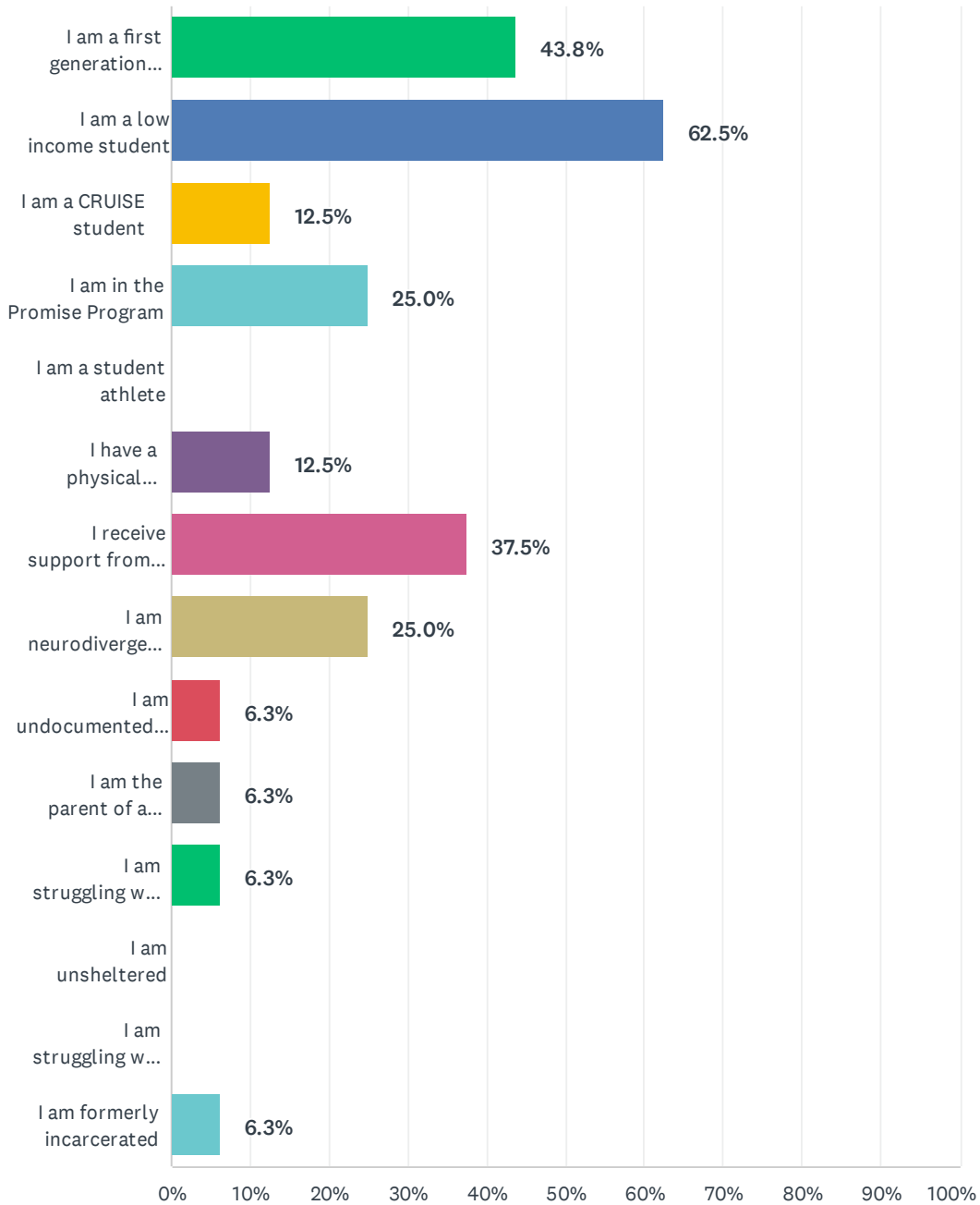
Answered: 20 Skipped: 1



ANSWER CHOICES	RESPONSES	
Under 18	5.0%	1
18-24	65.0%	13
25-29	15.0%	3
30-39	10.0%	2
40-49	0.0%	0
50+	5.0%	1
<b>TOTAL</b>		<b>20</b>

### Q17 Check any that apply to you:

Answered: 16 Skipped: 5



## 2023 Pre-Path to STEM Success Survey

ANSWER CHOICES	RESPONSES	
I am a first generation student	43.8%	7
I am a low income student	62.5%	10
I am a CRUISE student	12.5%	2
I am in the Promise Program	25.0%	4
I am a student athlete	0.0%	0
I have a physical disability or chronic illness	12.5%	2
I receive support from DSPS (Disability Support Programs and Services)	37.5%	6
I am neurodivergent (e.g. ADHD, Autism Spectrum Disorder)	25.0%	4
I am undocumented or DACA	6.3%	1
I am the parent of a child under 18 years old	6.3%	1
I am struggling with food insecurity	6.3%	1
I am unsheltered	0.0%	0
I am struggling with housing insecurity	0.0%	0
I am formerly incarcerated	6.3%	1
Total Respondents: 16		

**Q18 \*\*\*Optional: If you would like to be entered in the opportunity drawing, please enter your email address in the box below so that you will be contacted if selected.**

Answered: 12 Skipped: 9

#	RESPONSES	DATE
1	bellabunnie6@gmail.com	8/14/2023 12:09 PM
2	shamone3@yahoo.com	8/14/2023 11:44 AM
3	sagunias@student.sdccd.edu	8/14/2023 9:52 AM
4	Salkhaliefah@gmail.com	8/14/2023 9:45 AM
5	ekathleenanne@gmail.com	8/14/2023 9:45 AM
6	phammkaren@gmail.com	8/14/2023 9:44 AM
7	50defpure@gmail.com	8/14/2023 9:44 AM
8	sjenifer536@gmail.com	8/14/2023 9:43 AM
9	Constantin.r.ghilici@gmail.com	8/14/2023 9:42 AM
10	ltsjuliana2004@outlook.com	8/14/2023 9:12 AM
11	gmankins@student.sdccd.edu	8/14/2023 9:05 AM
12	marsatchison23@gmail.com	8/14/2023 9:02 AM