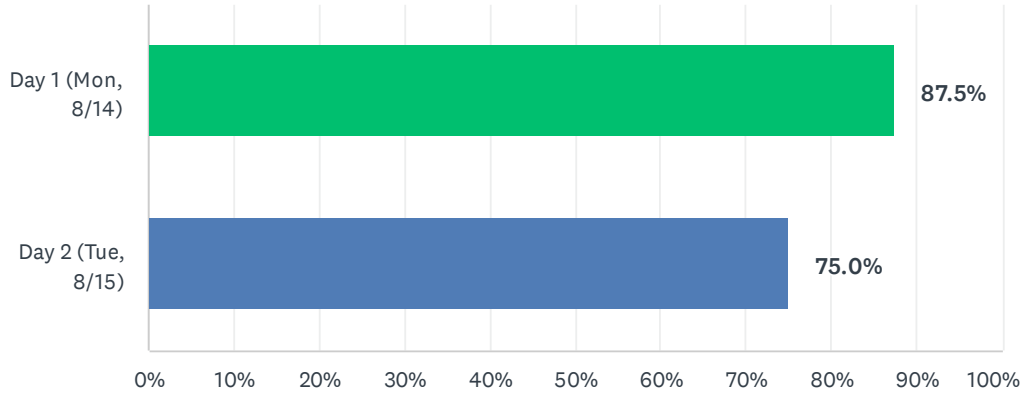


Q1 Select the dates that you attended Path to STEM Success: Check all that apply.

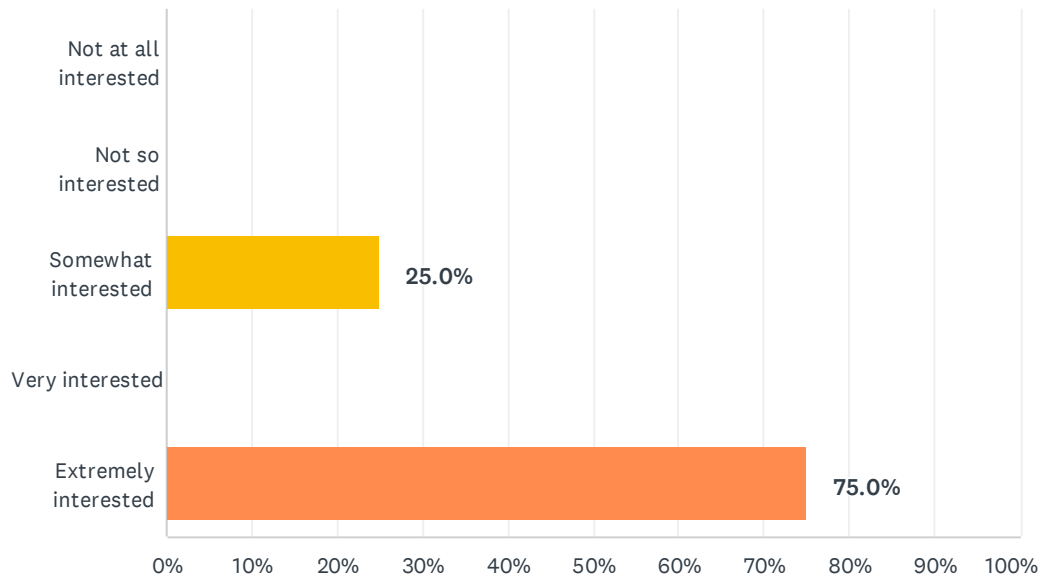
Answered: 8 Skipped: 0



ANSWER CHOICES	RESPONSES
Day 1 (Mon, 8/14)	87.5% 7
Day 2 (Tue, 8/15)	75.0% 6
Total Respondents: 8	

Q2 How interested are you in pursuing a STEM career?

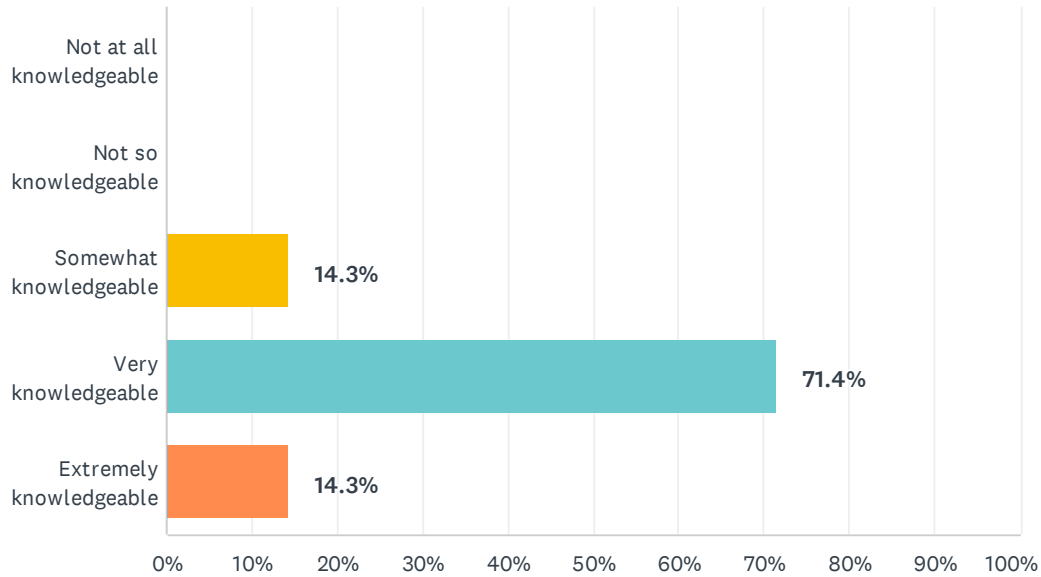
Answered: 8 Skipped: 0



ANSWER CHOICES	RESPONSES	
Not at all interested	0.0%	0
Not so interested	0.0%	0
Somewhat interested	25.0%	2
Very interested	0.0%	0
Extremely interested	75.0%	6
TOTAL		8

Q3 How knowledgeable are you regarding the courses that you need to take in order to reach your academic goals?

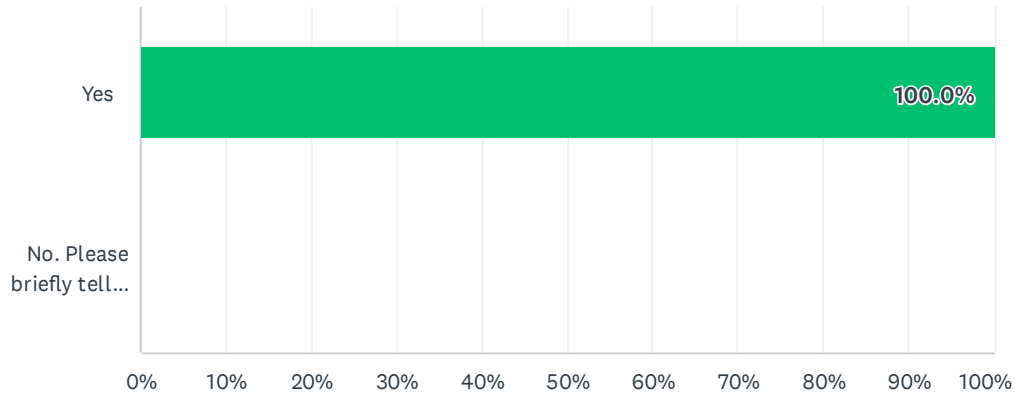
Answered: 7 Skipped: 1



ANSWER CHOICES	RESPONSES	
Not at all knowledgeable	0.0%	0
Not so knowledgeable	0.0%	0
Somewhat knowledgeable	14.3%	1
Very knowledgeable	71.4%	5
Extremely knowledgeable	14.3%	1
TOTAL		7

Q4 Are you enrolled in all of the classes that you plan to take this fall semester?

Answered: 7 Skipped: 1

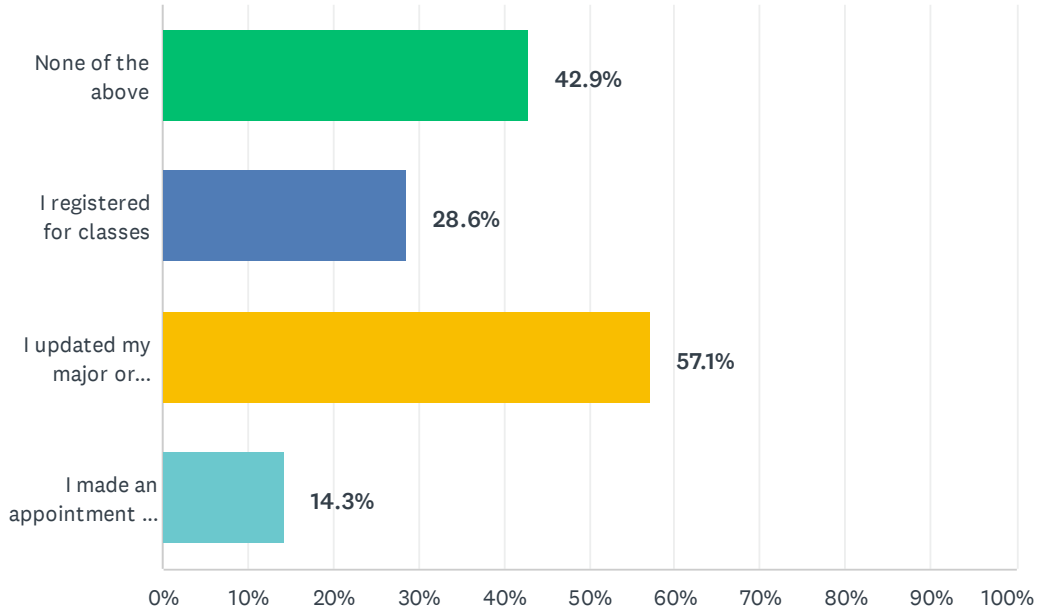


ANSWER CHOICES	RESPONSES	
Yes	100.0%	7
No. Please briefly tell us why not:	0.0%	0
TOTAL		7

#	NO. PLEASE BRIEFLY TELL US WHY NOT:	DATE
	There are no responses.	

Q5 Did you do any of the following while attending Path to STEM Success? Check all that apply.

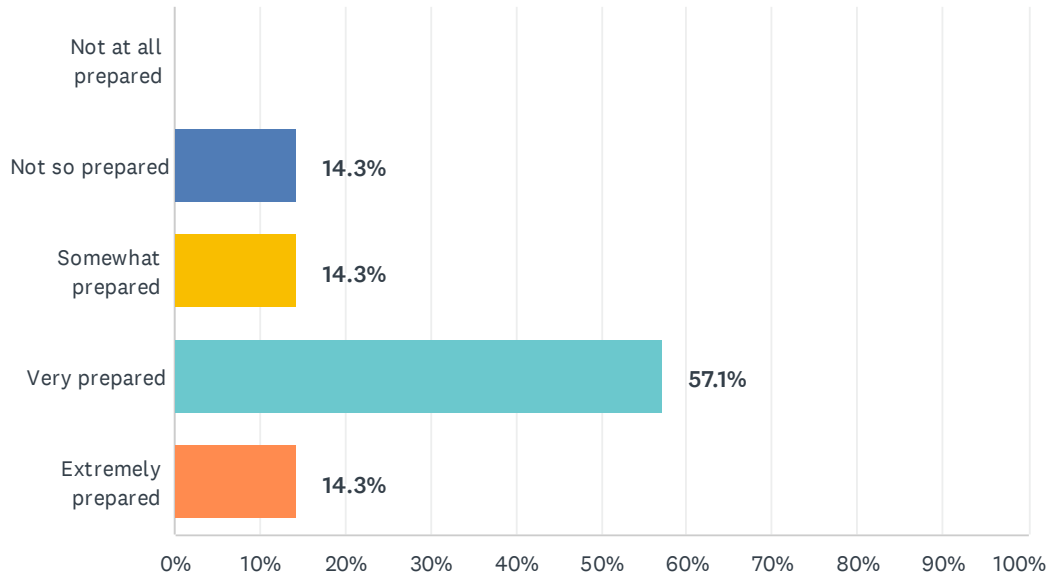
Answered: 7 Skipped: 1



ANSWER CHOICES	RESPONSES	
None of the above	42.9%	3
I registered for classes	28.6%	2
I updated my major or academic plan	57.1%	4
I made an appointment to meet with an academic advisor	14.3%	1
Total Respondents: 7		

Q6 How prepared do you feel for your classes this fall?

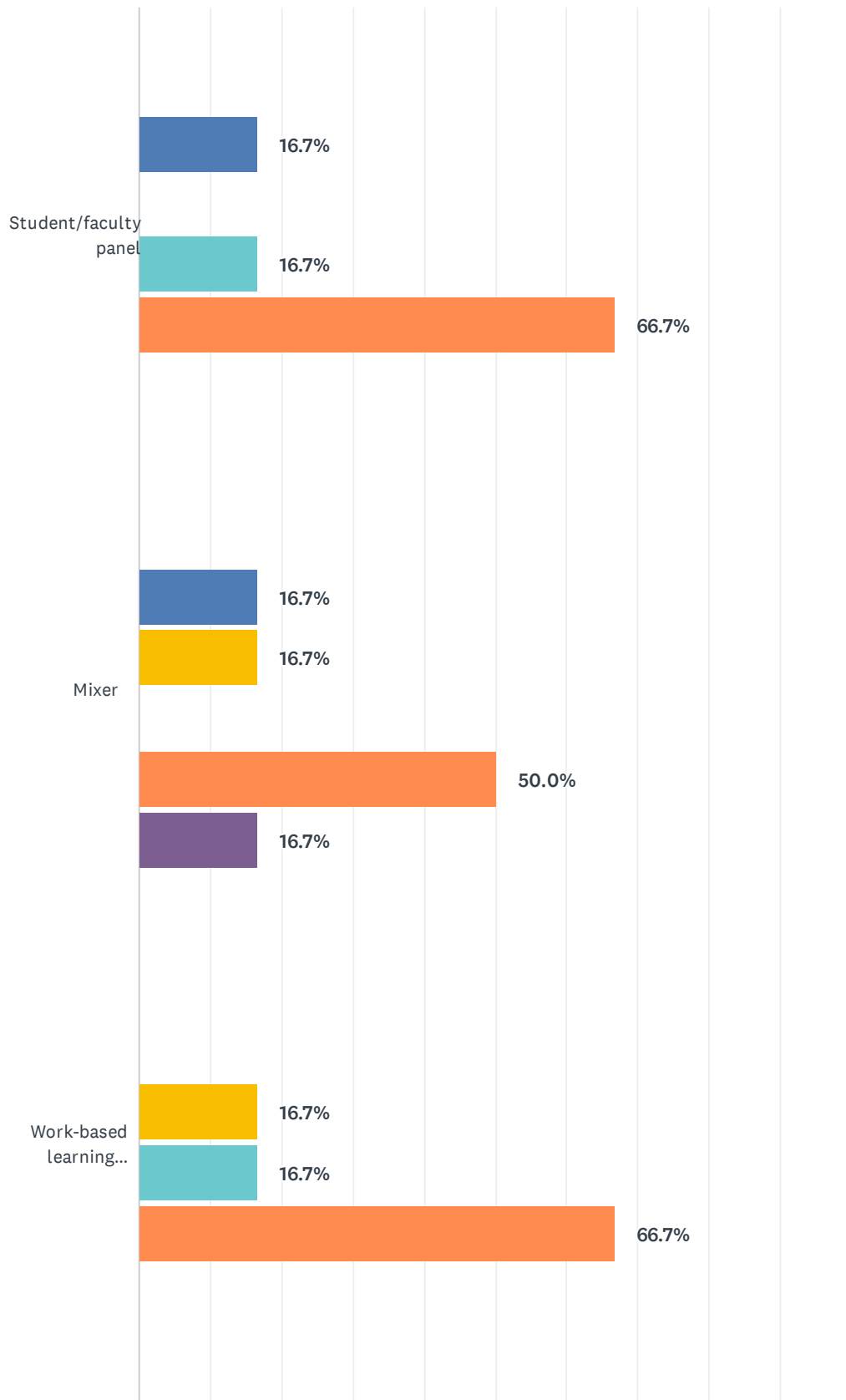
Answered: 7 Skipped: 1



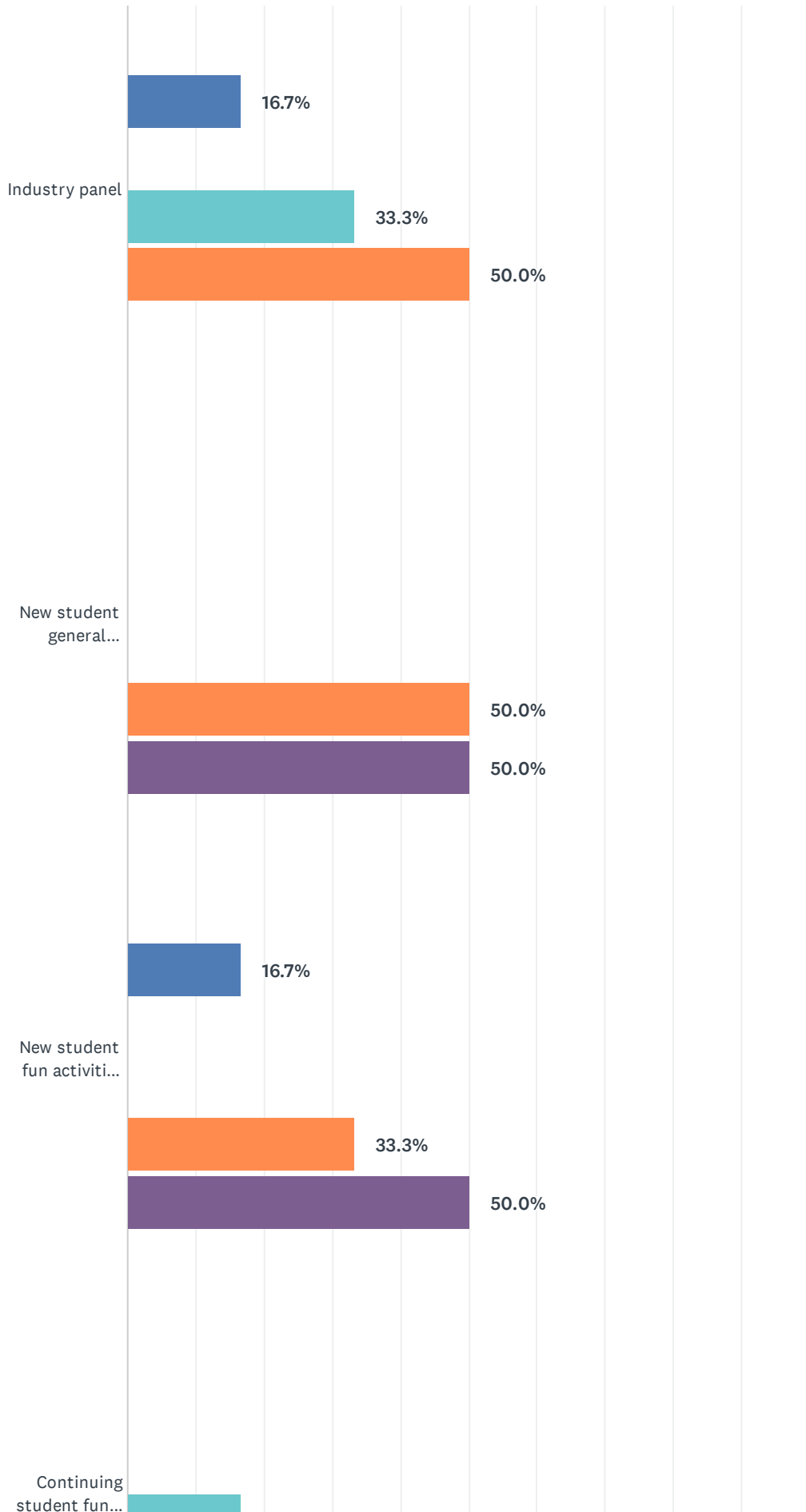
ANSWER CHOICES	RESPONSES	
Not at all prepared	0.0%	0
Not so prepared	14.3%	1
Somewhat prepared	14.3%	1
Very prepared	57.1%	4
Extremely prepared	14.3%	1
TOTAL		7

Q7 How helpful were the following DAY 1 activities?

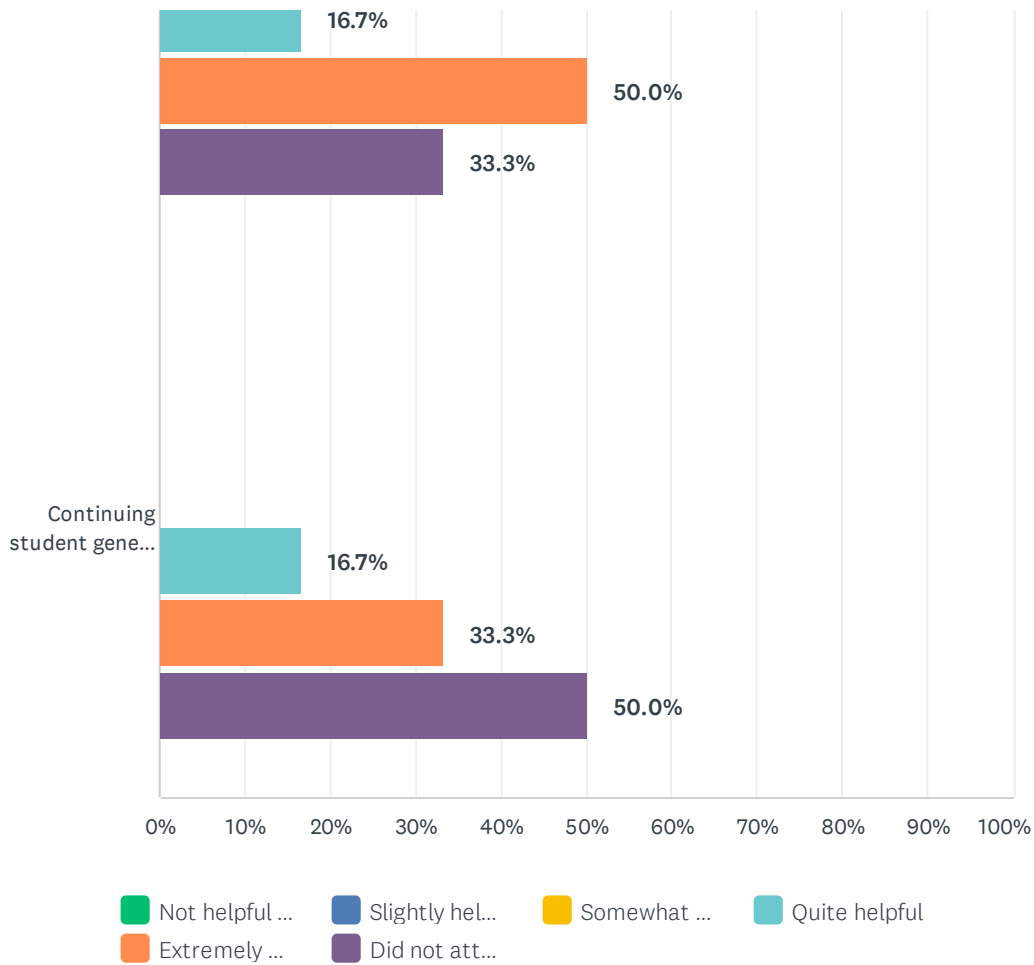
Answered: 6 Skipped: 2



2023 Post-Path to STEM Success Survey



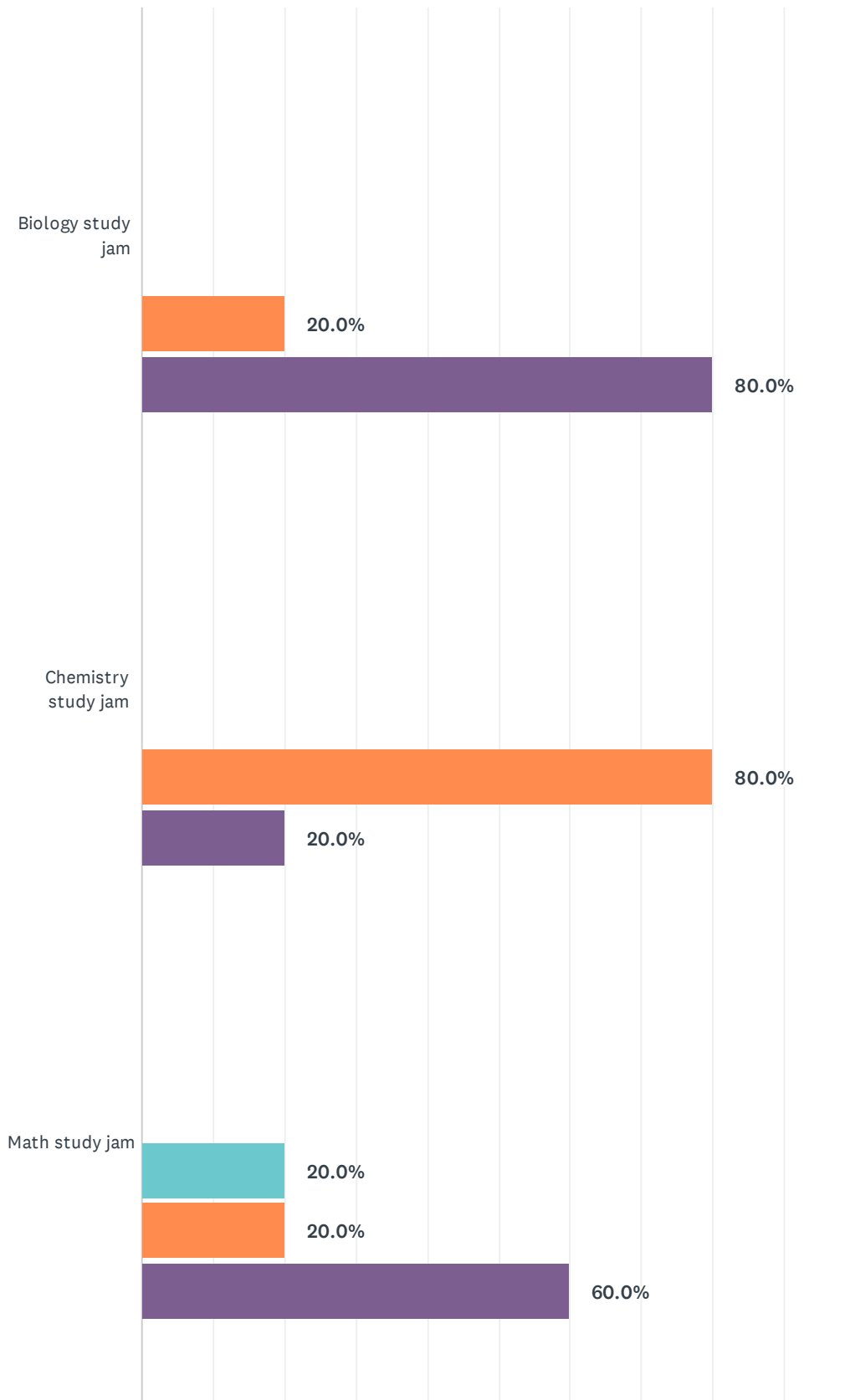
2023 Post-Path to STEM Success Survey



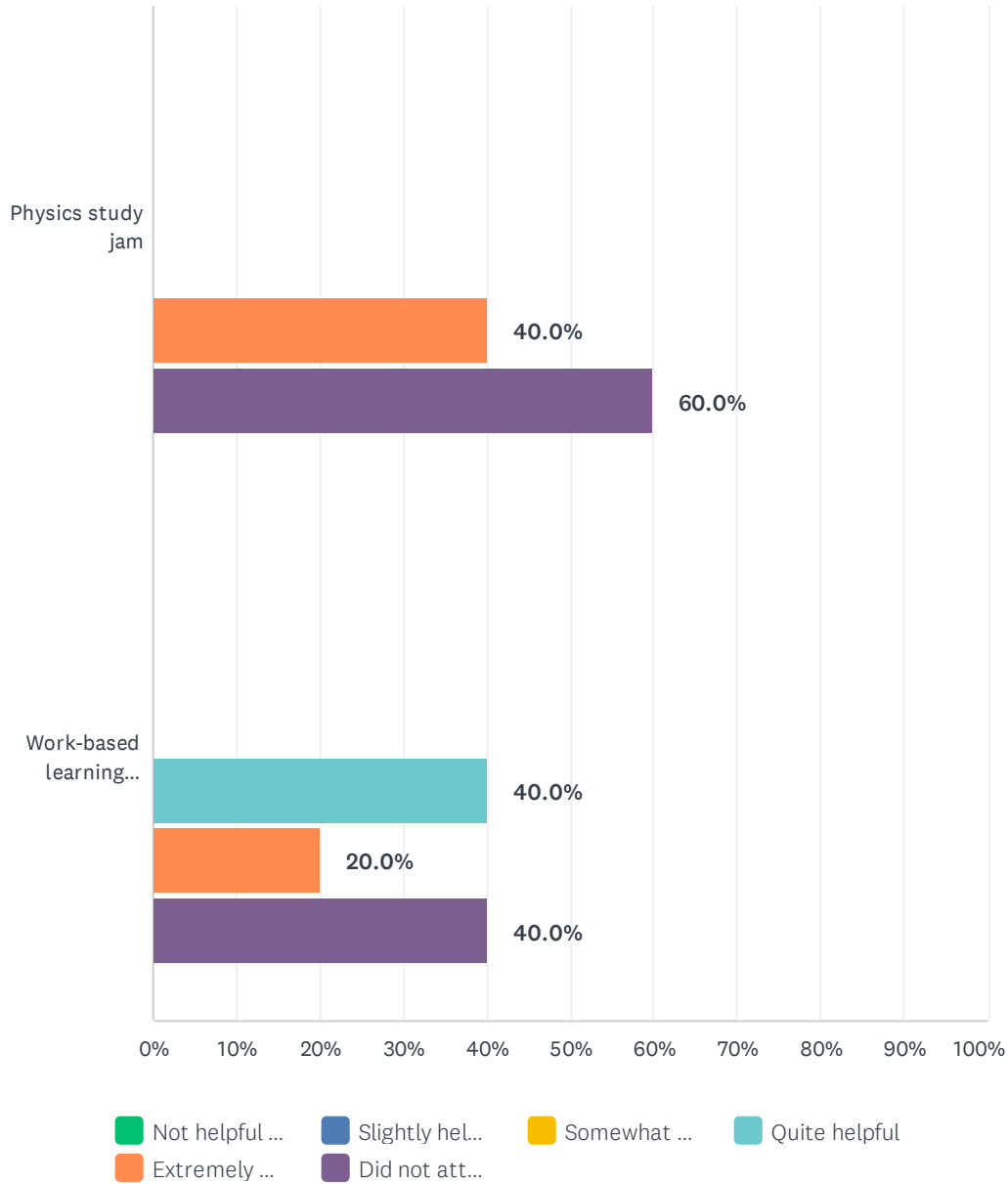
	NOT HELPFUL AT ALL	SLIGHTLY HELPFUL	SOMEWHAT HELPFUL	QUITE HELPFUL	EXTREMELY HELPFUL	DID NOT ATTEND	TOTAL	WEIGHTED AVERAGE
Student/faculty panel	0.0% 0	16.7% 1	0.0% 0	16.7% 1	66.7% 4	0.0% 0	6	4.33
Mixer	0.0% 0	16.7% 1	16.7% 1	0.0% 0	50.0% 3	16.7% 1	6	4.00
Work-based learning overview & internships	0.0% 0	0.0% 0	16.7% 1	16.7% 1	66.7% 4	0.0% 0	6	4.50
Industry panel	0.0% 0	16.7% 1	0.0% 0	33.3% 2	50.0% 3	0.0% 0	6	4.17
New student general counseling session	0.0% 0	0.0% 0	0.0% 0	0.0% 0	50.0% 3	50.0% 3	6	5.00
New student fun activities with faculty/tour	0.0% 0	16.7% 1	0.0% 0	0.0% 0	33.3% 2	50.0% 3	6	4.00
Continuing student fun activities with faculty	0.0% 0	0.0% 0	0.0% 0	16.7% 1	50.0% 3	33.3% 2	6	4.75
Continuing student general counseling session	0.0% 0	0.0% 0	0.0% 0	16.7% 1	33.3% 2	50.0% 3	6	4.67

Q8 How helpful were the following DAY 2 activities?

Answered: 5 Skipped: 3



2023 Post-Path to STEM Success Survey



	NOT HELPFUL AT ALL	SLIGHTLY HELPFUL	SOMEWHAT HELPFUL	QUITE HELPFUL	EXTREMELY HELPFUL	DID NOT ATTEND	TOTAL	WEIGHTED AVERAGE
Biology study jam	0.0% 0	0.0% 0	0.0% 0	0.0% 0	20.0% 1	80.0% 4	5	5.00
Chemistry study jam	0.0% 0	0.0% 0	0.0% 0	0.0% 0	80.0% 4	20.0% 1	5	5.00
Math study jam	0.0% 0	0.0% 0	0.0% 0	20.0% 1	20.0% 1	60.0% 3	5	4.50
Physics study jam	0.0% 0	0.0% 0	0.0% 0	0.0% 0	40.0% 2	60.0% 3	5	5.00
Work-based learning activity	0.0% 0	0.0% 0	0.0% 0	40.0% 2	20.0% 1	40.0% 2	5	4.33

Q9 What was the most valuable aspect of your Path to STEM Success experience?

Answered: 6 Skipped: 2

#	RESPONSES	DATE
1	This experience gives the opportunity to meet professionals in the STEM field and hear first hand experiences. It also gives refreshers for students before entering thier next level of science or math classes.	8/18/2023 5:03 PM
2	Chem study jam and counseling session	8/18/2023 9:13 AM
3	refreshing my information	8/16/2023 10:35 AM
4	Connecting with other students and faculty toward the goal of building community. Hearing about the many opportunities and resources offered by Mesa. Getting the perspective of professionals in STEM industries. Hearing speeches from Mesa administrators including the President.	8/15/2023 10:25 PM
5	The meetings	8/15/2023 5:12 PM
6	For me it was Industry Panel	8/15/2023 4:53 PM

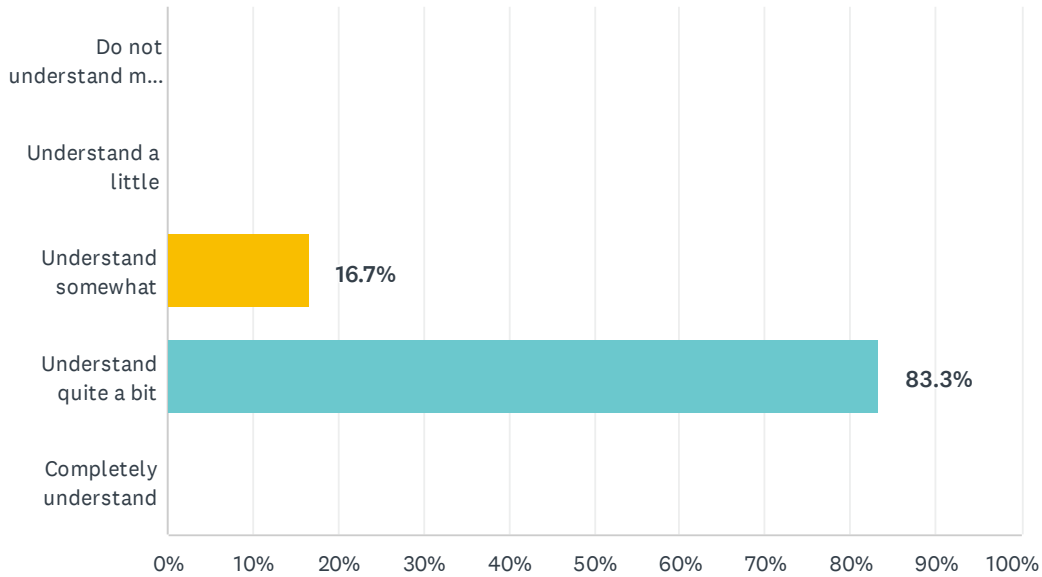
Q10 What suggestions do you have for improving the Path to STEM Success Orientation experience? (For example: timing, structure, layout, content, etc.)

Answered: 6 Skipped: 2

#	RESPONSES	DATE
1	The experience was awesome to me.	8/18/2023 5:03 PM
2	Broader range of careers for panel	8/18/2023 9:13 AM
3	everything was really good	8/16/2023 10:35 AM
4	More publicity to attract more students.	8/15/2023 10:25 PM
5	Students should be brought in to explain	8/15/2023 5:12 PM
6	It was very informative and welcoming. Thank you.	8/15/2023 4:53 PM

Q11 How well do people at San Diego Mesa College understand you as a person?

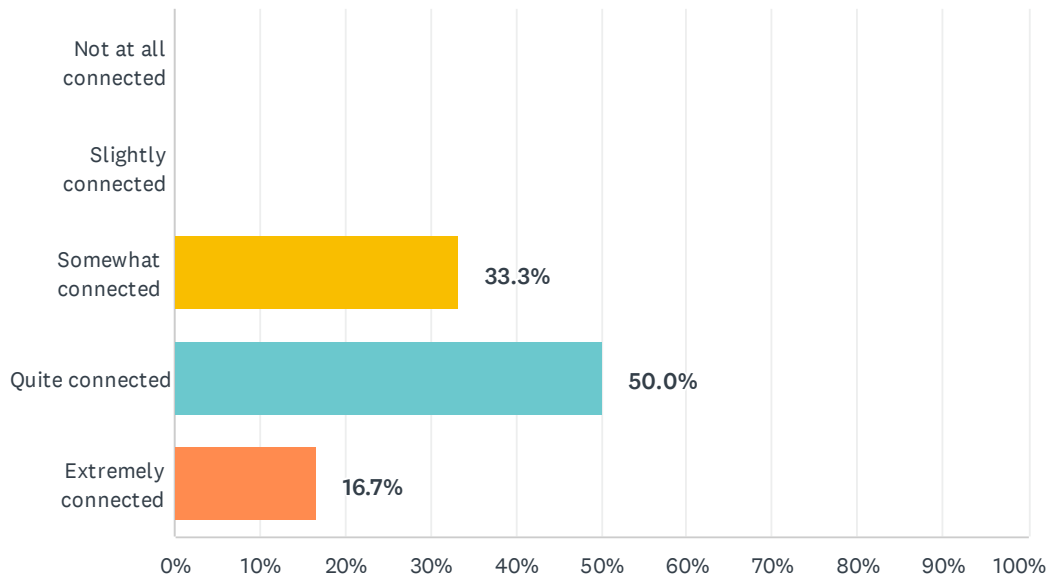
Answered: 6 Skipped: 2



ANSWER CHOICES	RESPONSES	
Do not understand me at all	0.0%	0
Understand a little	0.0%	0
Understand somewhat	16.7%	1
Understand quite a bit	83.3%	5
Completely understand	0.0%	0
TOTAL		6

Q12 How connected do you feel to the staff at San Diego Mesa College?

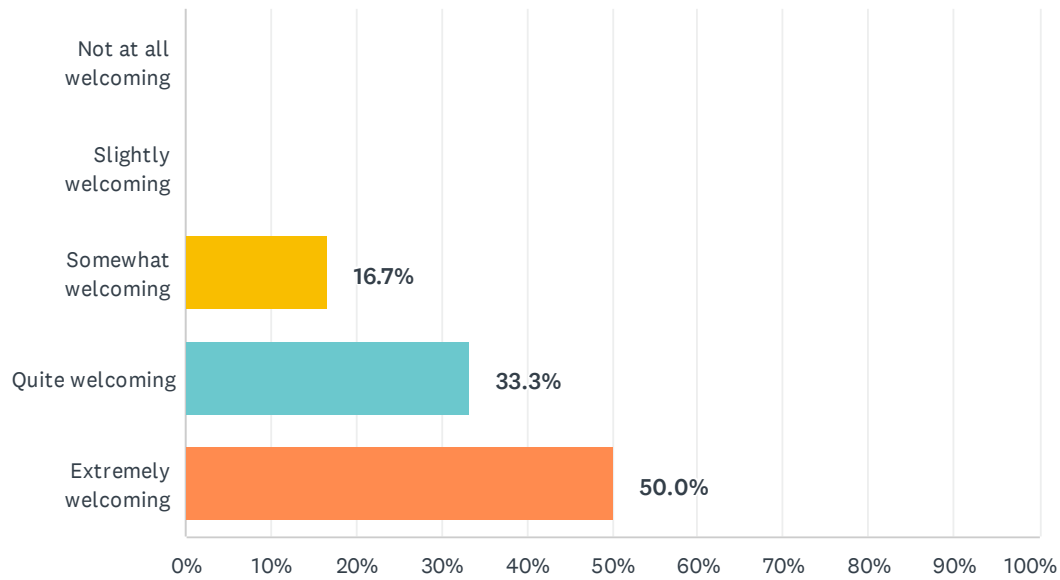
Answered: 6 Skipped: 2



ANSWER CHOICES	RESPONSES	
Not at all connected	0.0%	0
Slightly connected	0.0%	0
Somewhat connected	33.3%	2
Quite connected	50.0%	3
Extremely connected	16.7%	1
TOTAL		6

Q13 How welcoming have you found San Diego Mesa College to be?

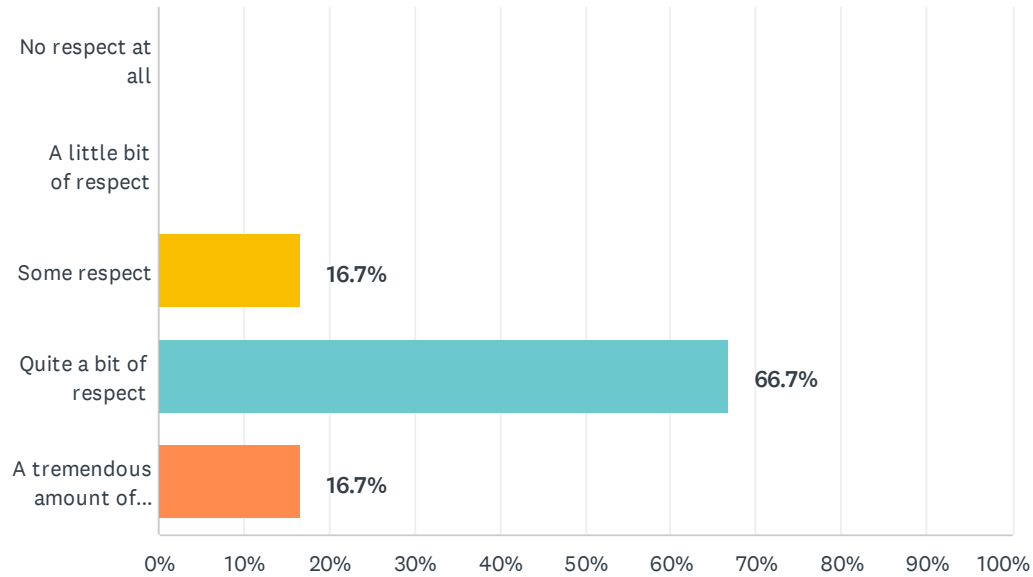
Answered: 6 Skipped: 2



ANSWER CHOICES	RESPONSES	
Not at all welcoming	0.0%	0
Slightly welcoming	0.0%	0
Somewhat welcoming	16.7%	1
Quite welcoming	33.3%	2
Extremely welcoming	50.0%	3
TOTAL		6

Q14 How much respect do other students at San Diego Mesa College show toward you?

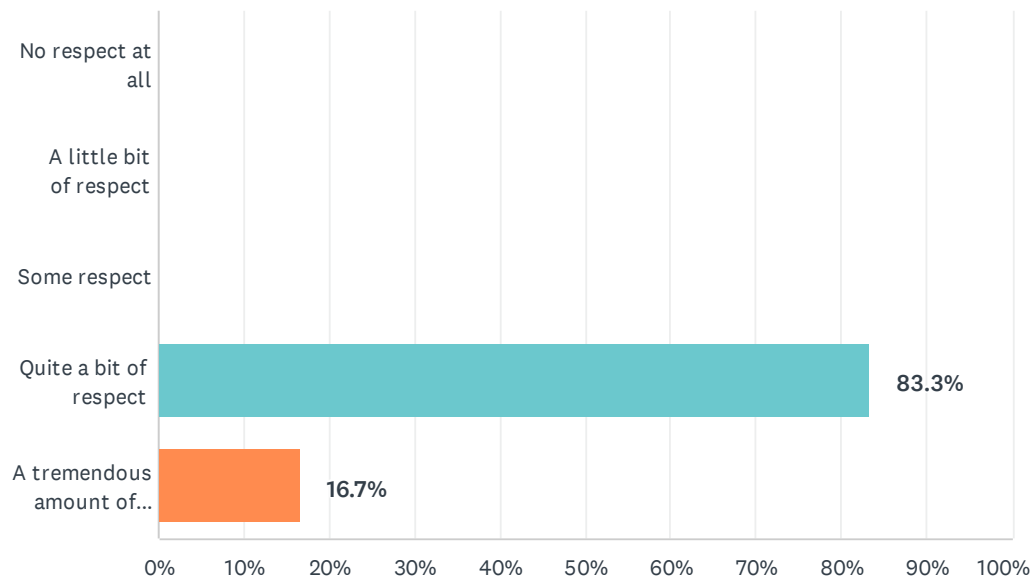
Answered: 6 Skipped: 2



ANSWER CHOICES	RESPONSES	
No respect at all	0.0%	0
A little bit of respect	0.0%	0
Some respect	16.7%	1
Quite a bit of respect	66.7%	4
A tremendous amount of respect	16.7%	1
TOTAL		6

Q15 How much respect do members of staff at San Diego Mesa College show toward you?

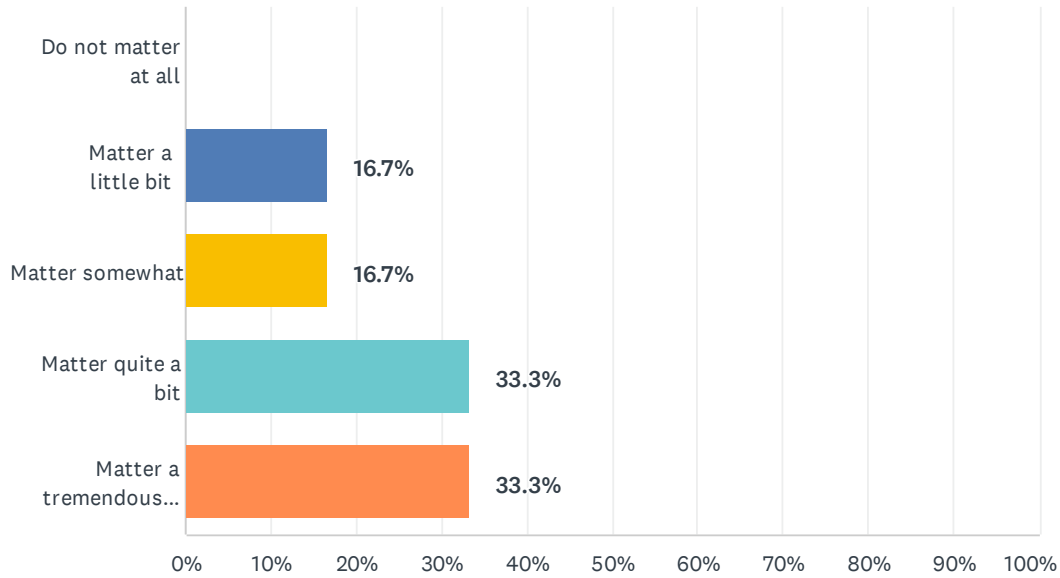
Answered: 6 Skipped: 2



ANSWER CHOICES	RESPONSES	
No respect at all	0.0%	0
A little bit of respect	0.0%	0
Some respect	0.0%	0
Quite a bit of respect	83.3%	5
A tremendous amount of respect	16.7%	1
TOTAL		6

Q16 How much do you matter to others at San Diego Mesa College?

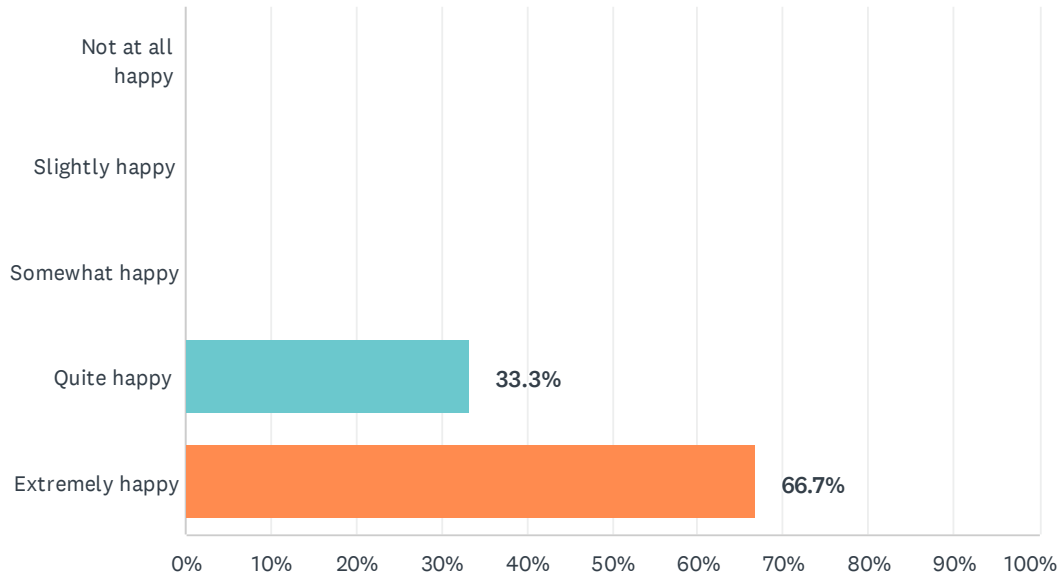
Answered: 6 Skipped: 2



ANSWER CHOICES	RESPONSES	
Do not matter at all	0.0%	0
Matter a little bit	16.7%	1
Matter somewhat	16.7%	1
Matter quite a bit	33.3%	2
Matter a tremendous amount	33.3%	2
TOTAL		6

Q17 How happy are you with your choice of attending San Diego Mesa College?

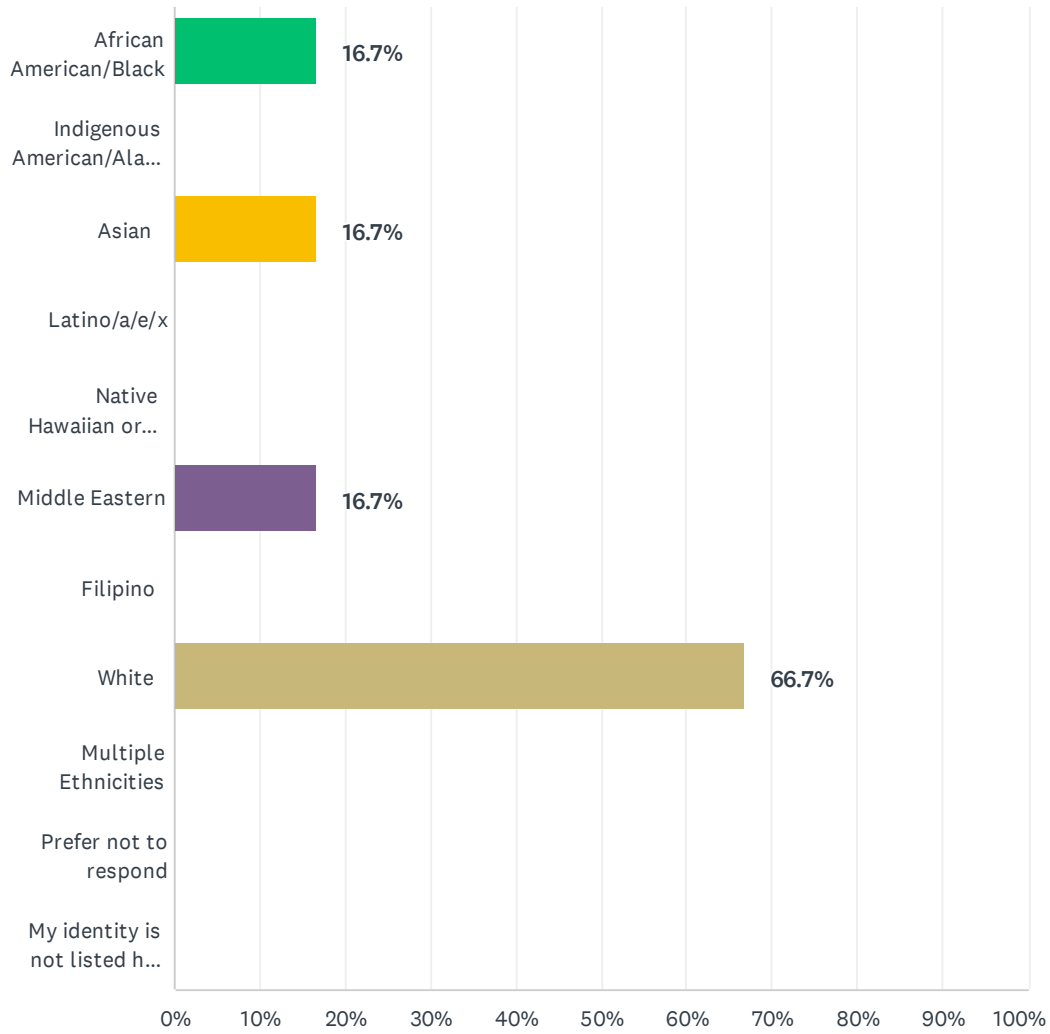
Answered: 6 Skipped: 2



ANSWER CHOICES	RESPONSES	
Not at all happy	0.0%	0
Slightly happy	0.0%	0
Somewhat happy	0.0%	0
Quite happy	33.3%	2
Extremely happy	66.7%	4
TOTAL		6

Q18 What is your ethnicity/race? Check all that apply.

Answered: 6 Skipped: 2



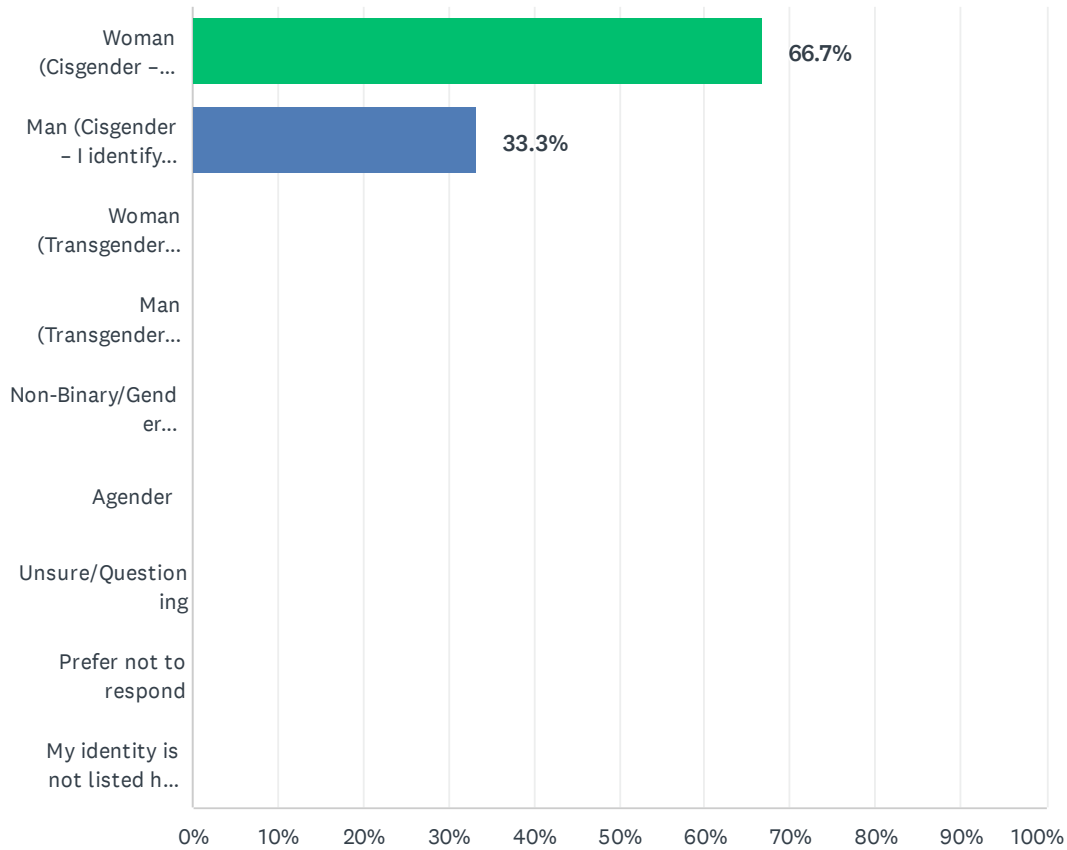
2023 Post-Path to STEM Success Survey

ANSWER CHOICES	RESPONSES	
African American/Black	16.7%	1
Indigenous American/Alaska Native	0.0%	0
Asian	16.7%	1
Latino/a/e/x	0.0%	0
Native Hawaiian or Pacific Islander	0.0%	0
Middle Eastern	16.7%	1
Filipino	0.0%	0
White	66.7%	4
Multiple Ethnicities	0.0%	0
Prefer not to respond	0.0%	0
My identity is not listed here – specify below	0.0%	0
Total Respondents: 6		

#	MY IDENTITY IS NOT LISTED HERE – SPECIFY BELOW	DATE
	There are no responses.	

Q19 What is your gender?

Answered: 6 Skipped: 2

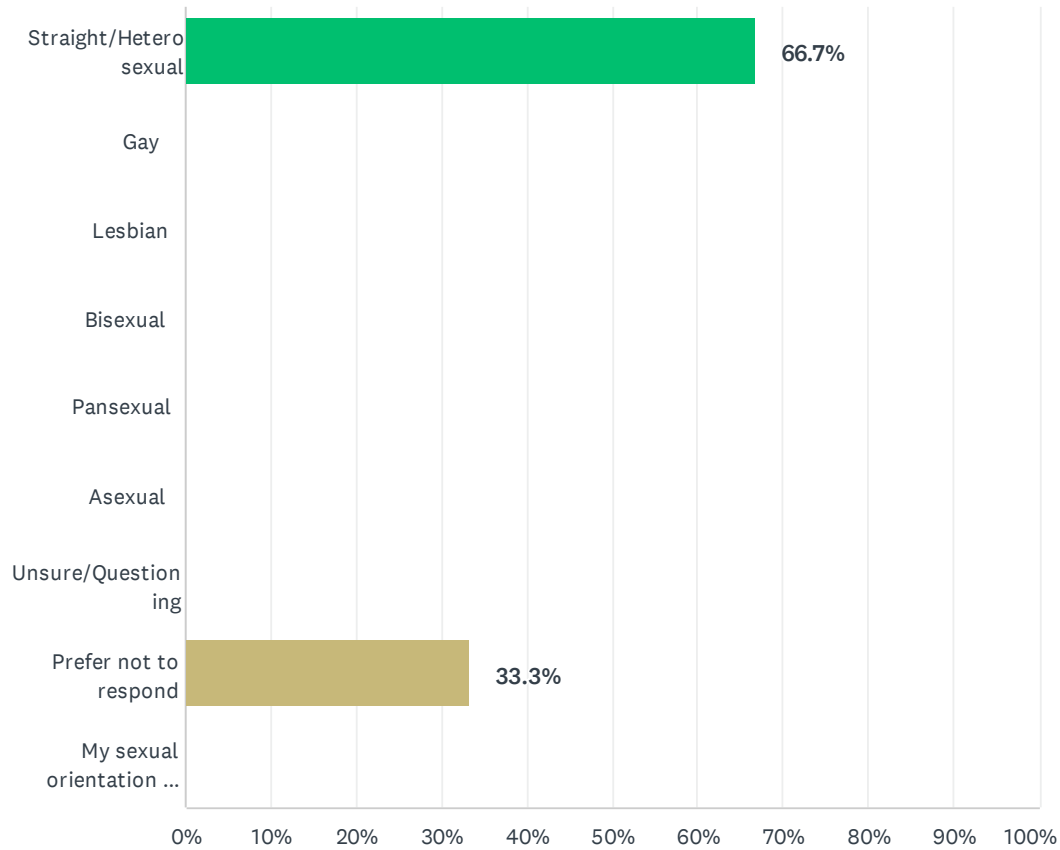


ANSWER CHOICES	RESPONSES	
Woman (Cisgender – I identify with the sex I was assigned at birth)	66.7%	4
Man (Cisgender – I identify with the sex I was assigned at birth)	33.3%	2
Woman (Transgender – I do not identify with the sex I was assigned at birth)	0.0%	0
Man (Transgender – I do not identify with the sex I was assigned at birth)	0.0%	0
Non-Binary/Gender Non-conforming/Gender Fluid	0.0%	0
Agender	0.0%	0
Unsure/Questioning	0.0%	0
Prefer not to respond	0.0%	0
My identity is not listed here – specify below	0.0%	0
TOTAL		6

#	MY IDENTITY IS NOT LISTED HERE – SPECIFY BELOW	DATE
	There are no responses.	

Q20 What is your sexual orientation?

Answered: 6 Skipped: 2

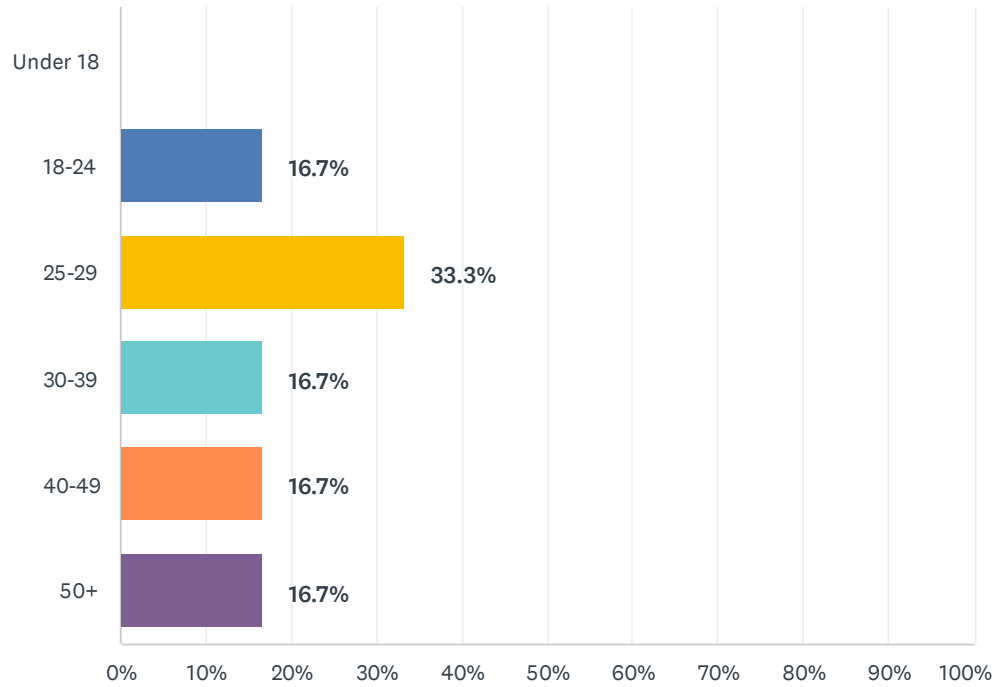


ANSWER CHOICES	RESPONSES	
Straight/Heterosexual	66.7%	4
Gay	0.0%	0
Lesbian	0.0%	0
Bisexual	0.0%	0
Pansexual	0.0%	0
Asexual	0.0%	0
Unsure/Questioning	0.0%	0
Prefer not to respond	33.3%	2
My sexual orientation is not listed here – specify below	0.0%	0
TOTAL		6

#	MY SEXUAL ORIENTATION IS NOT LISTED HERE – SPECIFY BELOW	DATE
	There are no responses.	

Q21 What is your age group?

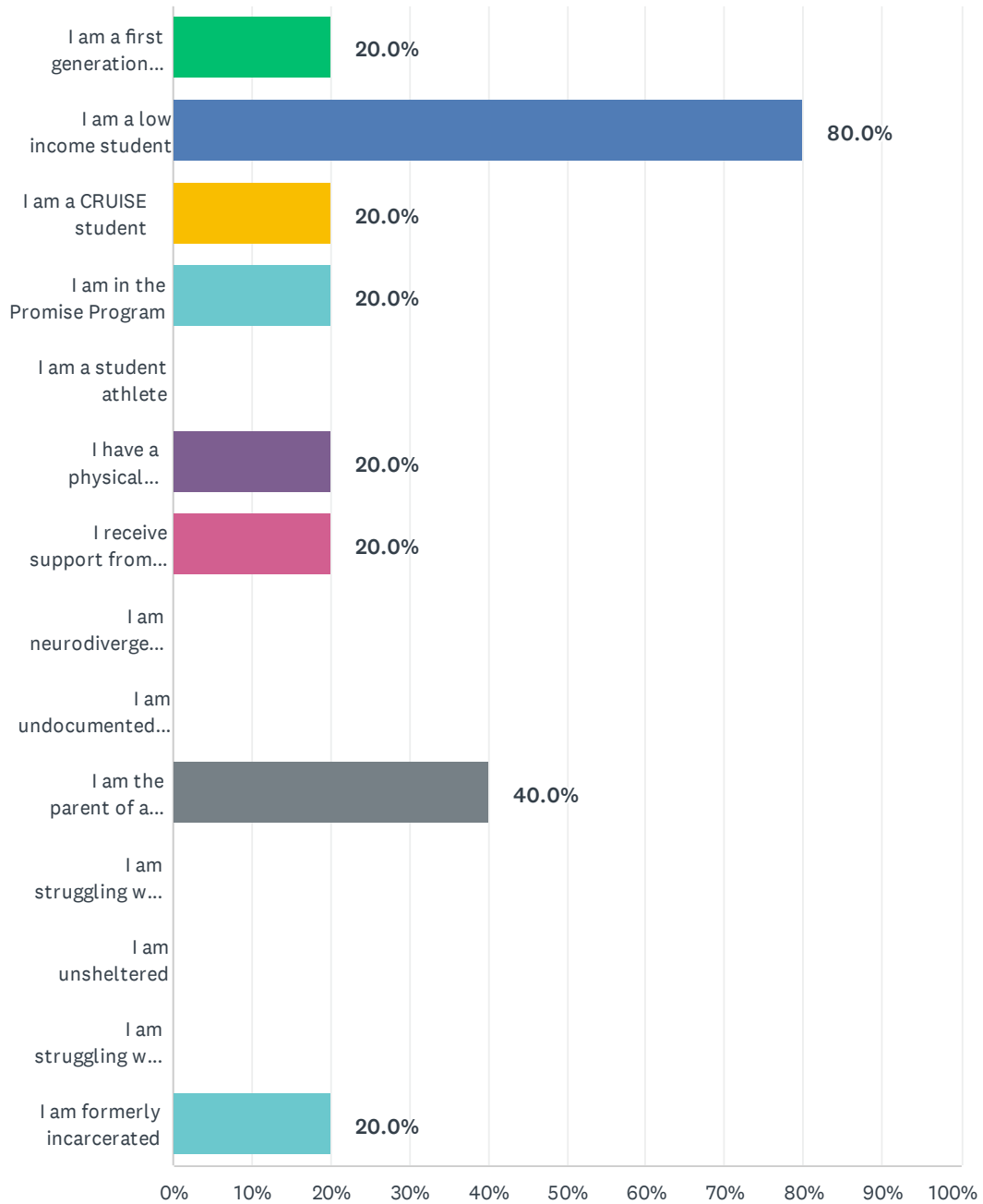
Answered: 6 Skipped: 2



ANSWER CHOICES	RESPONSES	
Under 18	0.0%	0
18-24	16.7%	1
25-29	33.3%	2
30-39	16.7%	1
40-49	16.7%	1
50+	16.7%	1
TOTAL		6

Q22 Check any that apply to you:

Answered: 5 Skipped: 3



2023 Post-Path to STEM Success Survey

ANSWER CHOICES	RESPONSES	
I am a first generation student	20.0%	1
I am a low income student	80.0%	4
I am a CRUISE student	20.0%	1
I am in the Promise Program	20.0%	1
I am a student athlete	0.0%	0
I have a physical disability or chronic illness	20.0%	1
I receive support from DSPS (Disability Support Programs and Services)	20.0%	1
I am neurodivergent (e.g. ADHD, Autism Spectrum Disorder)	0.0%	0
I am undocumented or DACA	0.0%	0
I am the parent of a child under 18 years old	40.0%	2
I am struggling with food insecurity	0.0%	0
I am unsheltered	0.0%	0
I am struggling with housing insecurity	0.0%	0
I am formerly incarcerated	20.0%	1
Total Respondents: 5		

Q23 ***Optional: If you would like to be entered in the opportunity drawing, please enter your email address in the box below so that you will be contacted if selected.

Answered: 4 Skipped: 4

#	RESPONSES	DATE
1	shamone3@yahoo.com	8/18/2023 5:10 PM
2	Sepideh_bayat90@yahoo.com	8/16/2023 10:43 AM
3	50defpure@gmail.com	8/15/2023 5:13 PM
4	gmankins@student.sdccd.edu	8/15/2023 4:54 PM