

# ADDRESSING THE GAPS AS AN HSI

## San Diego Mesa College

Over a four year period...

FA14 | FA18  
(Baseline)

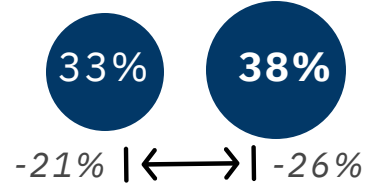
### Representation



Latinx student representation on campus grew by 5 percentage points

*Student-to-contract faculty gap widened by 5 percentage points*

Sources: Student Characteristics Dashboard & CCCCCO DataMart



\*Gap represents the difference between the proportion of Latinx contract faculty and Latinx students.

\*Equity gaps represent the difference between the rate for all students and the rate for Latinx students only.

### Course Success



**Overall** course success rate of Latinx students increased by 2 percentage points

*Equity gap narrowed by 1 percentage point*

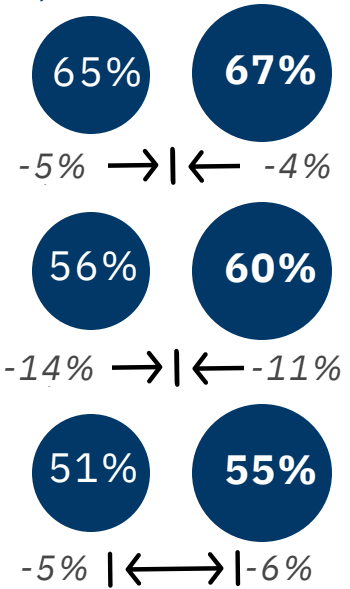
**Online** course success rate of Latinx students increased by 4 percentage points

*Equity gap narrowed by 3 percentage points*

**Math** course success rate of Latinx students increased by 4 percentage points

*Equity gap widened by 1 percentage point*

Sources: HSI & Equity Dashboard & Course Outcomes Dashboard



### Transfer Level Completion



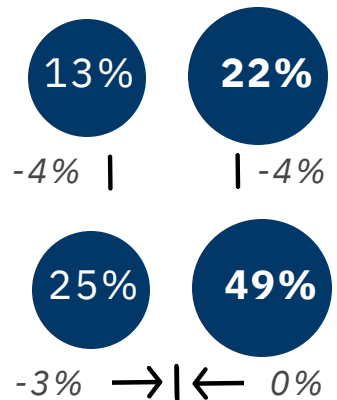
**Math** transfer level course completion by Latinx students within their first-year increased by 9 percentage points

*Equity gap remained unchanged*

**English** transfer level course completion by Latinx students within their first-year increased by 24 percentage points

*Equity gap closed*

Source: Math & English Placement Dashboard



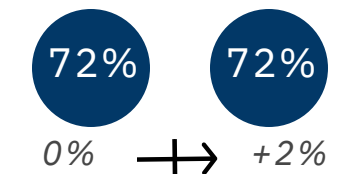
### Retention



**Fall to Spring** retention remained constant for Latinx students


*Latinx rate is 2 percentage points above the overall rate*

Sources: HSI & Equity Dashboard



\*Awards gap represents the difference between the proportion of Latinx students at Mesa and the proportion of awards conferred to Latinx students.

### Completion & Transfer



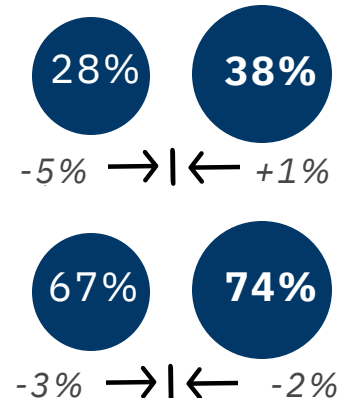
**Mesa awards** conferred to Latinx students increased by 10 percentage points

*Awards-to-campus representation gap closed*

**UC** acceptance rate of Latinx-California Community College transfer applicants increased by 7 percentage points

*Equity gap narrowed by 1 percentage point*

Sources: Mesa Awards Dashboard & UC InfoCenter



# HSI INITIATIVES IN ACTION

## San Diego Mesa College

### Proyecto Éxito

#### CRUISE

From 2016/17 through 2018/19...

**2,047**

Participants

**46-55%**

Latinx

**70%**



▲ **9** percentage points higher than their first-time to college Latinx counterparts

Course Success of Latinx-Summer CRUISE Participants

**86-91%**



▲ **17-22** percentage points higher than their first-time to college counterparts

Fall-to-Spring Retention of Summer CRUISE Participants

Source: Mesa CRUISE Dashboard

#### Most valuable aspect of CRUISE:

*"Being able to know the resources offered here at Mesa and that I'm not alone. I have my peer navigator and staff that can help me navigate my first year."*

-Summer CRUISE 2019 Participant

### STEM Conexiones

#### STEM Peer Mentoring

In 2019/20...

**446**

Participants

**35-37%**

Latinx

**62%**



▲ **8** percentage points higher than their Latinx non-participant counterparts

Math Course Success of Latinx-Peer Mentoring Participants

Source: STEM Peer Mentoring Dashboard

#### Most valuable aspect of Peer Mentoring:

*"Being able to connect with someone that has gone through exactly what I was experiencing with school made it feel less intimidating. I felt more prepared and confident with tackling my most challenging classes."*

-Fall 2019 Peer Mentoring Participant

#### Mathletics

From 2017/18 through 2018/19...

**167**

Participants

**33-52%**

Latinx

**69%**



▲ **11** percentage points higher than their Latinx non-participant counterparts

Math Course Success of Latinx Mathletics Participants

Source: Mathletics Dashboard

#### Mathletics student testimonial:

*"With Mathletics now, I've already passed all of my pre-algebra courses and even tested out of one of the classes, and now I am in statistics. Thanks to Mathletics and their team, I'm now able to transfer a year earlier than expected."*

-Summer 2018 (& prior) Mathletics Participant

#### STEM Center Tutoring

In 2019/20...

**1,801**

Participants

\*Unduplicated

**41%**

Latinx

**67%**



▲ **12** percentage points higher than their Latinx non-participant counterparts

Math Course Success of Latinx-STEM Center Tutoring Participants

Source: STEM Center Tutoring Dashboard

#### STEM services recipient's sense of belonging:

*"I wasn't very confident I belonged when I first started school at Mesa but through getting involved on campus and with the tutoring program I know now I belong and can be successful!"*

-Fall 2020 STEM Center Tutoring Participant